


GEORGIA SCHOOL BUS DRIVER SAFETY COMPETITION MANUAL



Conducted by

Pupil Transportation Safety Competition Foundation, Inc

----- PROCEDURES AND GUIDELINES -----

Revised May 2006

INTRODUCTION

Safety Competitions have proven to be one of the most effective instructional tools available to improve a person's driving skills. The safety competition emphasizes the following objectives:

1. To motivate reinforcement of learning and implementation of good practices involved in superior job performance as a school bus driver.
2. To recognize excellence and provide for demonstration of the skills and responsible performance of the demanding job of the school bus driver.
3. To develop public awareness of the skills and responsibilities involved in the job of a school bus driver.
4. To encourage communication between drivers to share awareness and experience.

GENERAL INFORMATION

1. ENTRANCE REQUIREMENTS:

- A. Drivers must have driven a regularly scheduled full-time route to and from school during entire school year; or
- B. Must be full-time substitute driver who drives different routes on a regularly scheduled basis.

2. Buses will be provided by the Safety Competition Committee. Only these authorized buses will be driven in competition. NO PERSONAL BUSES WILL BE ALLOWED.

3. The information assembled in this booklet is patterned after the National School Bus Safety Competition and various State Safety Competitions. It is not intended that all safety competitions be conducted in the same manner, but it is designed to serve as a guide in the preparation of contestants for the State Safety Competition.

PROCEDURES

1. It is suggested that any contestant having to travel a considerable distance from his/her home to the Safety Competition site, should allow himself/herself ample time for arrival, so as not to be eliminated from competition for being late.
2. When registering, each contestant will be required to show the documents he/she is required to have on his/her person when operating a school bus.
3. Any driver who knowingly accepts signals from spectators will be automatically disqualified. No spectator will be allowed on driving course.
4. In all driving events, the bus doors must be kept closed unless rules and regulations of the safety competition event require that they be opened. If the door is open entering or leaving an event, the driver is disqualified for that event. It shall be assumed that the driver has pupils on board and must drive accordingly. Five demerits will be assessed anytime the door is opened during operation of the vehicle.
5. Seat belt must be worn and snugly fastened during the competition. A contestant not wearing a seat belt will be DISQUALIFIED. The contestant will not be allowed to put his/her head out of bus window or ask for directions from the judges once the actual driving begins at the starting line.
6. Contest rules shall apply, even though they may differ from rules and regulations that the driver normally operates under.
7. Due to the fact that contestants will be in a common group area during the safety competition activities, they will be placed on their honor not to assist another contestant in anyway. In the interest of fair play, contestants should not discuss the bus defects with each other or even spectators, as this could result in total disqualification.
8. Drivers will be assigned to the official buses in a random order. Only the buses provided by the Safety Competition Committee will be used.
9. In case of mechanical failure during competition, stop immediately, signal judge by blowing horn and wait for instructions.
10. Grievances must be reported as soon as possible.

PROCEDURES CONT'D

11. Ties will be broken by score cards, starting with the last event.
12. Contestants should read very carefully and become thoroughly familiar with all the instructions found in this booklet. These instructions explain what will be expected of you in each phase of the safety competition activities; the written test, and the driving skills.

SAFETY COMPETITION EVENTS

Each of the following sections includes the title of the event, the purpose of the event, a description of activity or skill to be performed, special instructions and the scoring and judging procedures.

The better the contestants understand this information the more successful they are likely to be in the competition.

The sequence of events in this publication are not necessarily listed in the same order that will be followed in actual competition.

I. WRITTEN EXAMINATION (STATE SAFETY COMPETITION ONLY)

MAXIMUM SCORE - 100 POINTS

PURPOSE OF TEST: There are many laws, rules and regulations with which a school bus driver must become thoroughly familiar and they must be faithfully observed. These laws, rules and regulations were established as a result of years of study and experience. Contestants are encouraged to study from the following materials: Georgia Driver Manual, Georgia Pupil Transportation Procedures Manual (Dept. of Ed.), Georgia school Bus Specifications Manual (Dept. of Ed.), American Red Cross First Aid Manual, and National Standards for School Buses and Operations (National Safety Council). Some questions may be derived from information that is general knowledge to an experienced driver. Any questions referring to traffic laws will comply with the Georgia Traffic Law Motor Vehicle Code. The purpose of this test is to determine the extent of the contestants familiarity and knowledge of the important rules and regulations necessary to be a safe driver.

II. PHYSICAL AND VERBAL VEHICLE INSPECTION (STATE SAFETY COMPETITION ONLY)

MAXIMUM SCORE - 75 POINTS

PURPOSE OF TEST: A school bus driver is required to make a daily inspection of his or her bus before transporting pupils. A school bus found to be unsafe shall not be used for the transportation of pupils until such defects are corrected. Each inspection should be planned and conducted in a systematic and logical manner to assure that all defects are noted. The purpose of this test is to evaluate the contestant's efficiency of conducting such an inspection.

INSTRUCTIONS: THIS TEST IS DIVIDED INTO TWO CATEGORIES. The first being an evaluation of the systematic manner in which the contestant makes the inspection. The second is to judge his ability to make a complete physical inspection of the bus, including the general condition of the bus interior, all glass, seats, first aid kit, mirrors, horns, all gauges and instruments, windshield wipers, all brakes, all lights, emergency exits, entrance door, all signals and flashers, air and tires and general exterior. Hood is not to be lifted.

A time limit of five (5) Minutes will be allowed for each contestant. If any reasonable assistance is needed in checking the bus, the judge will assist in any way that does not violate the spirit of the test, as in checking the operation of the stop lights.

Contestants will inform the judge verbally of the items they feel are defective. There will be five (5) defects on the vehicle that should be discovered by the driver on a daily check. Unless instructed otherwise, the vehicle is not to be started.

NOTE: In view of the recent tragic bus accidents and the national concern and interest in school buses, special attention should be devoted to this test.

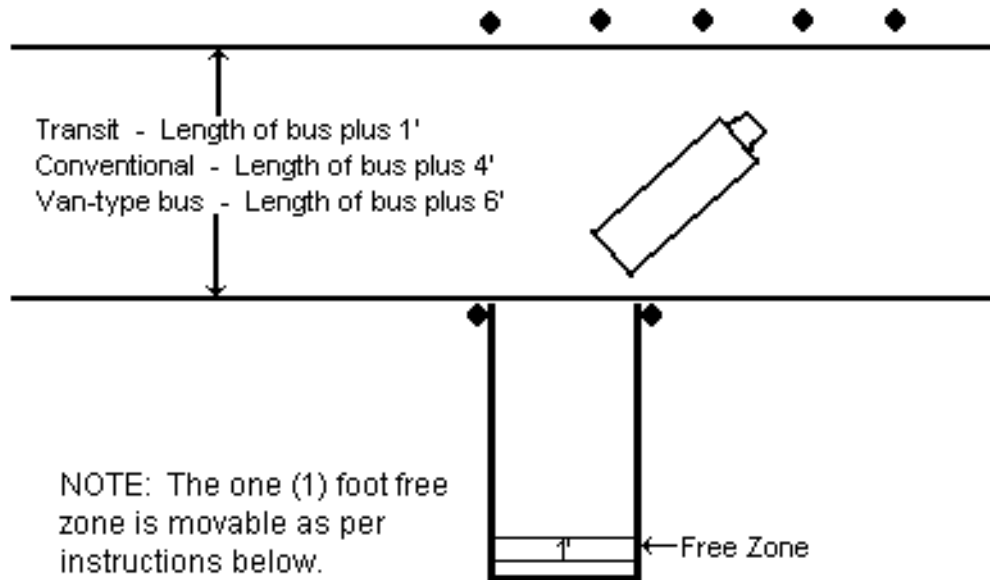
PREPARATION TO DRIVE

DRIVER SHOULD ADJUST SEAT AND MIRRORS AND BECOME FAMILIAR WITH EQUIPMENT BEFORE STARTING COURSE. SEAT BELT SHALL BE WORN DURING CONTEST. DRIVER WILL BE DISQUALIFIED IF SEAT BELT IS NOT WORN.

III. BACK UP

EQUIPMENT:

Duct tape
At least five 18" cones
Four 36" cones



MAXIMUM SCORE - 50 POINTS

PURPOSE OF TEST: This test is designed to evaluate the driver's ability to back the bus into a stall. A stall the width of the bus plus two (2) feet is provided into which the driver must back their bus into without touching the upright standards and without crossing over the stall limit marker lines. Depth perception is tested by penalizing the driver for backing too close to the rear barrier, or parking the bus too far from the rear barrier, or not having the bus centered in the stall.

INSTRUCTIONS: Two parallel yellow ropes on the ground the width of the bus plus two (2) feet identify each stall. Each front corner of the stall will be marked by upright standards that will not interfere with the backing of the bus. In order to limit the driver's maneuvering room, a front wheel limitation line will be placed on the ground perpendicular to the stall parallel marker lines. The distance from the front stall standards to the wheel limitation line will be as follows:

Transit	Length of bus plus 1'
Conventional	Length of bus plus 4'
Van-type bus	Length of bus plus 6'

III. BACK UP CONT'D

The approach to the back-up stall will be made from the right side only. A two (2) minute time limit starts when the front bumper passes the first upright standard. The bus must be parked in the stall, *parking brake set*, and the horn sounded, within the two-minute time limit. Each contestant will be permitted one back-up before demerits are charged for excessive backing.

There will be a one-foot free zone four to five feet in front of the rear barriers in the center of the stall and demerits will be charged if the bus is parked ahead or behind the free zone. After the bus is measured, the contestant will exit the stall between the upright standards.

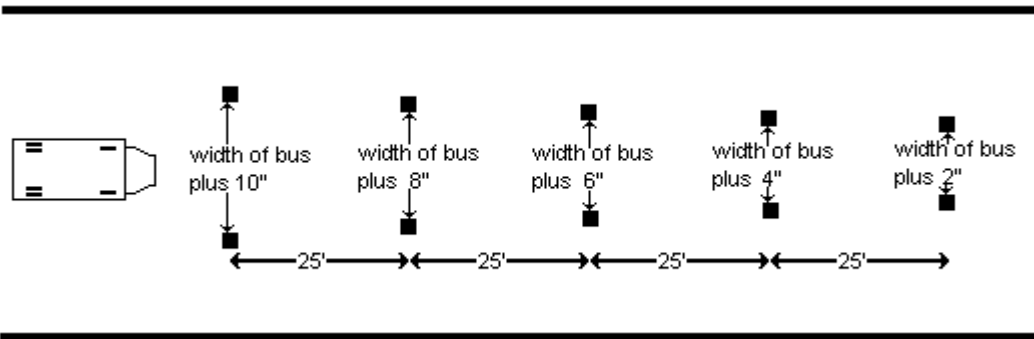
SCORING: The following are demerits for this event:

Tire tread touches the wheel limitation line	50 Demerits
Bus touches the front upright standards	50 Demerits
Tire touches stall sidelines	50 Demerits
Touching the rear barrier	50 Demerits
Failure to park the bus, set parking brake and sound the horn within the two (2) minute time limit.	50 Demerits
Failure to pull out between the front upright standards	50 Demerits
Failure to keep door closed	50 Demerits
Failure to wear seat belt	50 Demerits
Failure to drive with headlights on	50 Demerits
Failure to complete event	50 Demerits
Each instance of forward motion after the first back-up (not to exceed 42 demerits)	6 Demerits
Bus parked more than 1' off the center line, front or rear (greatest only)	2 Demerits
Bus parked behind 1' free zone and each 6" or fraction thereof (not to exceed 50 demerits)	10 Demerits

IV. DIMINISHING CLEARANCE

EQUIPMENT:

Ten vertical stanchions or
Five pairs of standards



Distance between stanchions or standards are:

Width of bus plus 10" at start

Width of bus plus 8"

Width of bus plus 6"

Width of bus plus 4"

Width of bus plus 2"

Widest part of bus, that could hit standard, will be used.

MAXIMUM SCORE - 50 POINTS

PURPOSE OF TEST: In this test the contestant is required to drive the bus in a straight line with diminishing clearances and also to drive in a smooth and continuous manner.

INSTRUCTIONS: For the purpose of conducting this test five pairs of vertical stanchions will be set up. The distance between each pair of standards will be 25 feet.

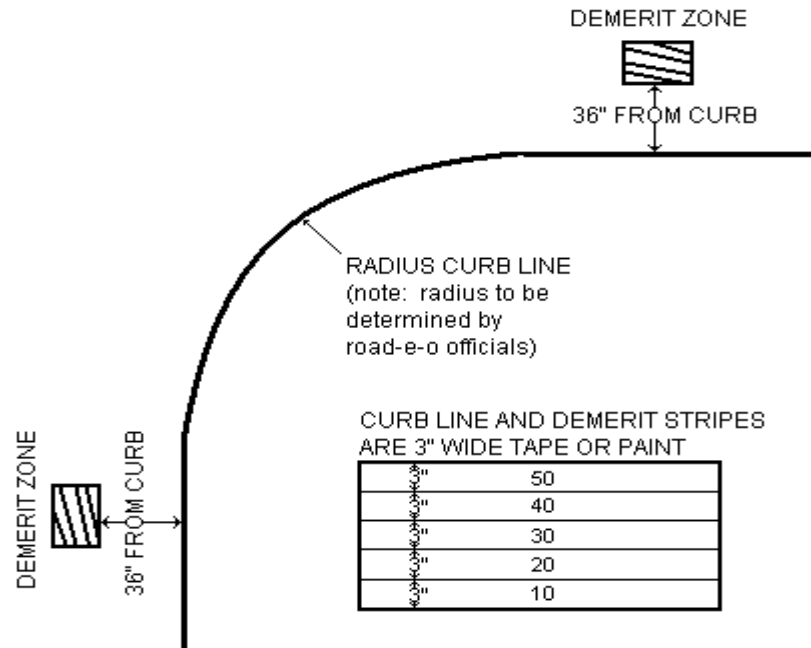
Beginning at the start of the test, the width of the first pair of standards will be equal to widest part of the bus plus 10 inches. Each pair will decrease in width in increments of 2 inches with the last standard being width of bus plus 2 inches.

SCORING: Two demerits will be charged for each instance of stopping the forward motion of the bus (with a maximum of 10 demerits). Ten demerits will be given for each instance of touching a marker or standard.

V. RIGHT TURN

EQUIPMENT:

Plyboard ¼" by 36" x 15" or
Tape or
Paint for Demerit Lines



MAXIMUM SCORE - 50 POINTS

PURPOSE OF EVENT: This event is designed to determine the driver's ability to properly position the bus and to prepare for and execute the right hand turn without touching curb or excessively encroaching on the adjacent traffic lanes.

INSTRUCTIONS: In the layout of the event, the following shall be provided: a visible curbing line representing a typical street corner, a demerit zone for scoring purposes (one at the beginning and one at the end of the arc of the corner) and a corner arc on a radius of 17 to 25 feet (to be determined by safety competition officials).

The driver will approach the corner and turn on the right directional signal at an appropriate distance from the turn as required by law. The contestant shall position the bus in the turn lane in order to execute the right turn without touching the curb line and with the least amount of lane encroachment possible on both streets. The point at which the turn is begun is determined by the driver's ability to judge the relationship of the bus to the corner and to compensate for the "off track" position of the rear wheels, which increases with the wheel-base of the bus in a turn.

V. RIGHT TURN CONT'D

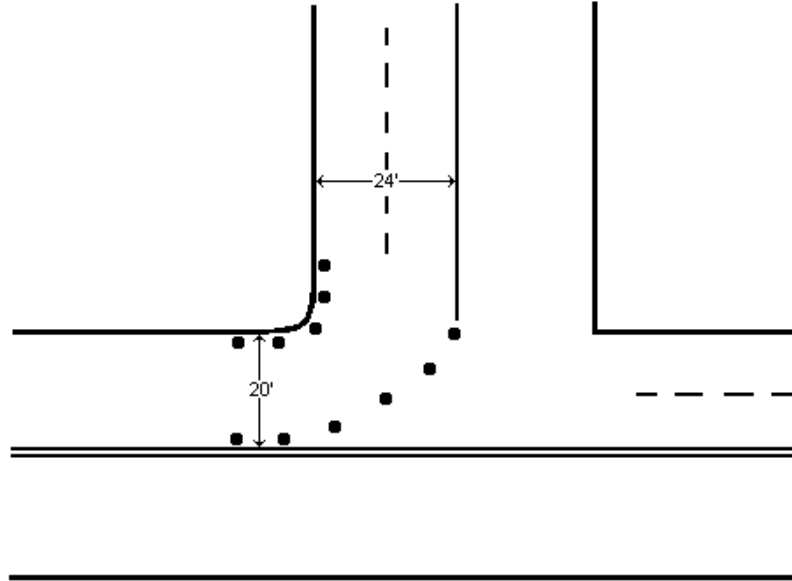
SCORING: Scoring will be based on the method in which the driver enters and recovers from the turn. If any tire touches the curb line at any time during this event, 50 demerits will be charged. If the right edge (the visible edge) of the right rear tire is completely within a demerit zone, the appropriate demerits will be made. In order to warrant a demerit score, the color of the demerit strip shall be visible to the curbside judge while the tire is completely within the demerit zone. For scoring purposes, only that portion of the tire tread that actually is in contact with the ground will be judged. Demerits increase in value as the position of the right rear outside tracking wheel moves in a wider arc throughout the turn. Fifteen (15) demerits shall be charged if the driver fails to give the appropriate right turn signal.

OPTIONAL RIGHT TURN (Note: Substitute for local safety competition with unpaved surfaces)

EQUIPMENT:

Approximately Six 28" cones

Approximately Six 12" cones



MAXIMUM SCORE - SCORE 50 POINTS

PURPOSE OF TEST: This event is designed to determine the drivers proficiency in judging the distances and handling of the bus in making a right turn at a street intersection.

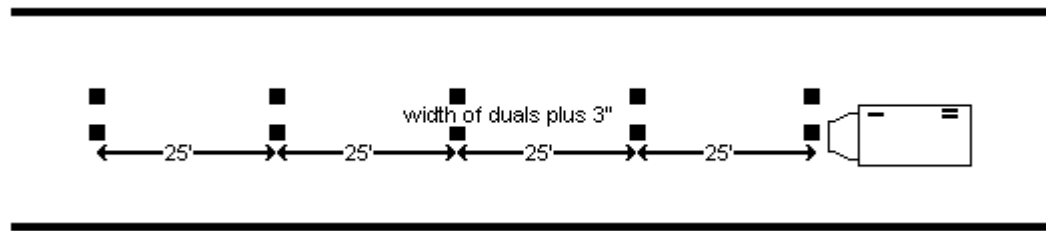
SCORING: Everything required of a driver in making a smooth right turn at a street intersection will be included. It will be assumed that neither street is an arterial and no stop of the bus is required. Driver will be scored on use of turn signal, checking cross traffic, proper traffic lane, hitting curb, center line or cones.

VI. STRAIGHT LINE

EQUIPMENT: Ten rubber or tennis balls on furniture casters or holders

Each pair of balls is separated by the distance of: width of dual tires + 3 inches.

Distance between each pair of balls is 25'.



MAXIMUM SCORE - 50 POINTS

PURPOSE OF TEST: To determine the drivers ability to maneuver right wheels of school bus through a straight path of a given width.

INSTRUCTIONS: Right wheels of the bus must travel the path without striking or moving the balls with any wheel. Bus must be operated in a continuous forward motion. The distance between the balls is width of duals plus 3".

SCORING: Points will be deducted for stopping during problem, touching or knocking balls off, backing during problem, or driving to either side of the balls.

VII. SERPENTINE

EQUIPMENT:

Five 30" - 36" cones

Six 12" cones

Distance between cones is: length of bus + 3 '.



MAXIMUM SCORE - 50 POINTS

PURPOSE OF TEST: This test is designed to determine the driver's ability to steer a school bus within close limits.

INSTRUCTIONS: Bus must pass through the markers alternately to the right of the first, to the left of the second, etc. Bus must be operated in continuous motion during the test.

SCORING: Demerits will be given for stopping or backing during the problem, bumping, scraping or knocking over a marker. Contestant will receive no points if he/she does not follow instructions or passes up the problem.


SERPENTINE BACKWARD

EQUIPMENT:

Five 30" - 36" cones

Six 12" cones

Distance between cones is: length of bus + 3 ' .



MAXIMUM SCORE - 50 POINTS

PURPOSE OF TEST: This test is designed to determine the driver's ability to steer a school bus within close limits.

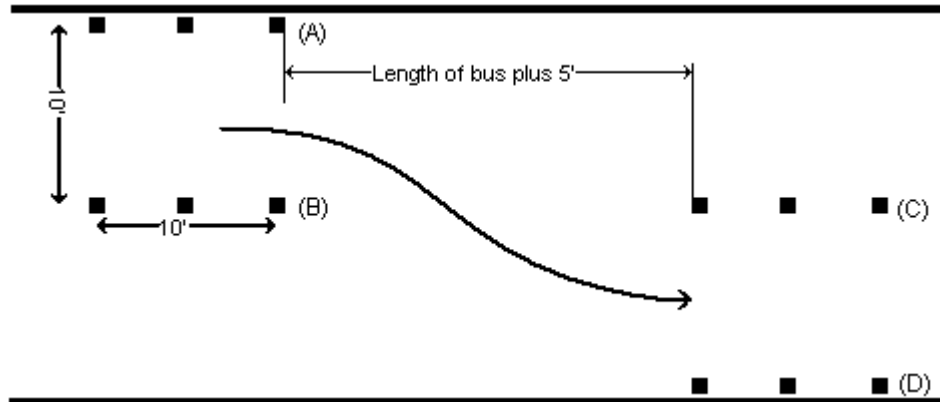
INSTRUCTIONS: Bus must pass through the markers alternately to the right of the first, to the left of the second, etc. Bus must be operated in continuous motion during the test.

SCORING: Demerits will be given for stopping or pulling forward during the problem, bumping, scraping or knocking over a marker. Contestant will receive no points if he/she does not follow instructions or passes up the problem.

VIII. OFFSET ALLEY

EQUIPMENT:

Two sets of standards (36" - 42" in height) or
Eight barrels and four boards (10' long)



MAXIMUM SCORE - 50 POINTS

PURPOSE OF TEST: This test is designed to evaluate a driver's ability to handle the bus under actual or simulated driving conditions. An Offset Alley is set up to determine the contestant's ability to drive the bus through two offset lanes with a minimum of hesitation and without touching the barriers.

INSTRUCTIONS: Two sets of parallel barriers, 10 feet long, are set up 10 feet apart. The right hand barrier of the first set is placed in a direct line with the left hand barrier of the second set (the offset barriers). The distance between the two sets of barriers (from the end of the first set to the beginning of the second set) will be the length of the bus plus five (5) feet.

SCORING: Eight demerits will be given for each instance of stopping the forward motion of the bus while proceeding through the offset alley. Five demerits will be given if the contestant opens the door while the bus is in motion. The contestant will be disqualified (50 demerits) if the bus is backed up at any time during the event.

Points for bumping or touching barrier tips will be deducted as follows:

- 1st instance - 12 demerits
- 2nd instance - 12 demerits
- 3rd instance - 12 demerits
- 4th instance - 12 demerits

TOUCHES BARRIER (NOT TIPS) - 50 Demerits

IX. RAILROAD CROSSING AND CLEARANCE TEST

MAXIMUM SCORE - 75 POINTS

PURPOSE OF TEST: The railroad crossing represents one of the greatest hazards insofar as mass casualties or fatalities are concerned. This test evaluates the driver's degree of care and knowledge of the laws, rules and relations when required to operate a school bus across railroad tracks. The test evaluates the driver's ability to determine the clearance of the tracks with the back of the vehicle.

INSTRUCTIONS: A simulated railroad crossing is laid out as follows:

- A two lane roadway crossing one parallel set of tracks
- Railroad crossing signs properly positioned to the right side of the roadway

SCORING: Drivers are judged from the time they approach the crossing until they reach the other side of the crossing. They will be checked on use of directional signals and mirrors, stopping the bus, opening the door and window, checking the tracks, driving across the railroad tracks, etc. Recommended procedures outlined in "Operation Lifesaver" publications will be used for the basis of scoring:

Failure to complete the event	50 Demerits
Failure to wear seat belt	50 Demerits
Backs up during procedure	50 Demerits
Failure to drive with headlights on	50 Demerits
Stops closer than 15 feet from tracks	25 Demerits
Failure to check both up and down tracks	25 Demerits
Improper use of "School Bus Flashers"	25 Demerits
Failure to clear back of bus at least 15 feet of the track after crossing but not more than 25 feet	25 Demerits
Stop further than 50 feet from tracks on approach	10 Demerits
Failure to keep bus in same gear while crossing tracks	10 Demerits
Failure to open door before crossing	10 Demerits
Failure to open window, shut off noisy equipment	10 Demerits
Failure to check left outside mirror on approach	5 Demerits
Failure to check right outside mirror on approach	5 Demerits
Failure to check inside mirror on approach	5 Demerits
Failure to check left outside mirror before crossing tracks	5 Demerits
Failure to check right outside mirror before crossing tracks	5 Demerits
Failure to check inside mirror before crossing tracks	5 Demerits
Failure to close door after crossing tracks	5 Demerits
Failure to cancel signals	5 Demerits

X. CURB LINE

EQUIPMENT:

Six 28' cones
2 x 4 or 4 x 4 boards for curb



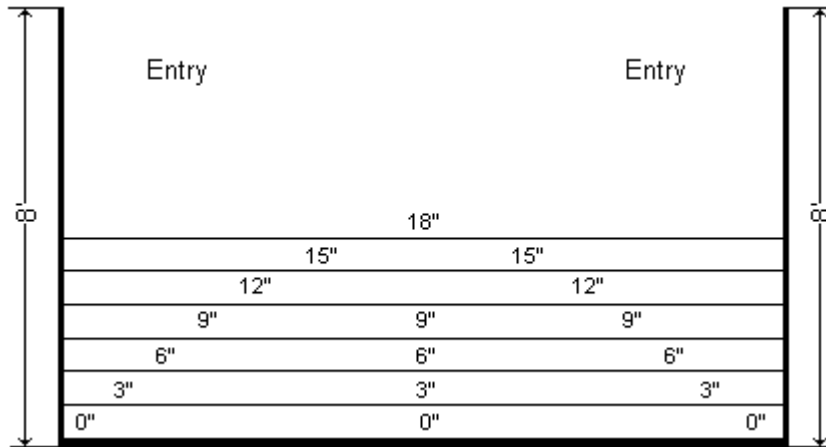
MAXIMUM SCORE - 25 POINTS

PURPOSE OF TEST: To develop a driver's skill in pulling close to the curb within a limited distance in a forward movement. Backing into the space is not allowed.

INSTRUCTIONS: The course will be set up to simulate a limited curb length between parked cars. You will use your turn signal and pull close to the curb with both front and rear tires, without hitting the curb. You should allow enough distance ahead of your bus to pull away from the curb without having to back up. Contestants will sound horn when ready to be judged. Use your left turn signal and left hand mirror before pulling back into traffic.

SCORING: Five demerits will be given for failure to use right turn signal, and five demerits will be given for failure to use left turn signal. Twenty-five (25) demerits will be given for backing up or for hitting the curb. For each 6" or portion thereof that the rear dual wheels are away from the curb, five demerits will be given. The total demerits given will not exceed 25.

XI. PARALLEL PARKING



MAXIMUM SCORE - 50 POINTS

PURPOSE OF TEST: This event is designed to evaluate the contestant's ability to park the bus parallel to a curb without touching barriers placed at both ends of the parking area, without touching the curb, and the vehicle parked within 18 inches of the curb. It is also designed to judge the contestant's ability to drive the bus out of the parking area without touching the barriers or the curb.

INSTRUCTIONS: A section of rope will represent the curb. Two barriers will be set at right angles to the curb line, extending out eight feet from the curb. The distance between the barriers will be:

For transits - the length of the bus plus six (6) feet.

For conventional and small buses - the length of the bus plus seven (7) feet.

A measurement will be made to determine how close the bus is parked to the curb line, and for determining the number of demerits to be charged. This is a timed event. The contestant is allowed THREE (3) MINUTES from the time the front bumper of the bus first passes the rear barrier on approach. The contestant must have the bus parked and sound the horn within the three minute limit.

Backing in: The contestant will be permitted to back up twice (this includes the original backup after approach) before demerits are charged.

Pulling out: The contestant will be permitted to back up twice before demerits are charged.

Measure the rear wheels or the center of the entrance door, whichever is the farthest from the inside of the curb line.

XI. PARALLEL PARKING (CONT'D)

SCORING: Scoring will be based on the method in which the drivers enters and exits a stall.

50 Demerits - Failure to park the bus and sound the horn within the three (3) minute time limit.

50 Demerits - Bus touching front or rear barrier at any time.

SCORING FOR BACKING IN:

5 Demerits - For each instance of backing more than twice (not to exceed 25 demerits).

50 Demerits - First instance of touching curb with the tire.

SCORING FOR SIX UNMARKED ZONES PARALLEL TO CURB:

Zone 1	0" to 3" from curb	0 Demerits
Zone 2	3" to 6" from curb	3 Demerits
Zone 3	6" to 9" from curb	6 Demerits
Zone 4	9" to 12" from curb	9 Demerits
Zone 5	12" to 15" from curb	12 Demerits
Zone 6	15" to 18" from curb	15 Demerits
Over 18" from curb		50 Demerits

SCORING FOR PULLING OUT:

5 Demerits - Each instance of backing more than twice (not to exceed 25 demerits).

50 Demerits - First instance of touching the curb with the tire.

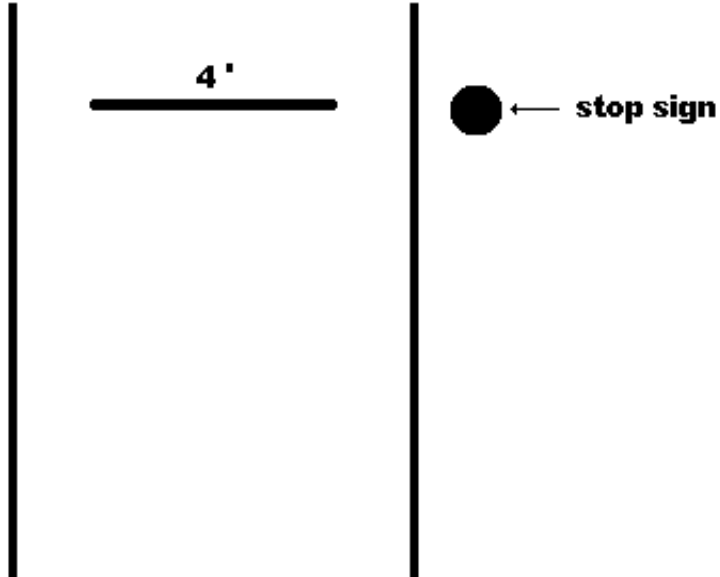
50 Demerits - Failure to use directional signal (Entering and Exiting).

10 Demerits - Failure to cancel directional signal.

XII. STOP LINE

EQUIPMENT:

- 2' tape (4' long)
- 1 stop sign
- 2 36' cones (optional)



MAXIMUM SCORE -- 25 POINTS

PURPOSE OF TEST: This test is designed to determine the contestant's depth perception, the ability to use cross view mirrors and the ability to bring the bus to a smooth and complete stop.

INSTRUCTION: A stop line, 4 feet long will be established. The contestant will be expected to bring the bus to a complete stop as close to the stop line as possible. Only one stop should be made. Demerits will be given for more than one stop. Contestant will sound horn when ready to be judged. Measurement will be made from center of front bumper.

SUMMARY OF POSSIBLE POINTS PER EVENT:

I.	Written Examination	100 Points
II.	Physical & Verbal Vehicle Inspection	75 Points
III.	Back Up	50 Points
IV.	Diminishing Clearance	50 Points
V.	Right Turn	50 Points
VI.	Straight Line	50 Points
VII.	Serpentine	50 Points
VIII.	Offset Alley	50 Points
IX.	Railroad Crossing	75 Points
X.	Curb Line	25 Points
XI.	Parallel Parking	50 Points
XII.	Stop Line	25 Points

TOTAL POSSIBLE POINTS (STATE) 650 Points

(LOCAL / DISTRICT) 475 Points

Events I. and II. will be used in the State Safety Competition only.

Events III. through XII. will be the only events used in District Competition.

Local Safety Competition Committees may use all twelve events (as in the State Competition, the last nine events (as in District competition), or any other combination of their choosing.

PHYSICAL AND VERBAL VEHICLE INSPECTION

SCORE SHEET

CONTESTANT NUMBER _____

MAXIMUM SCORE 75 POINTS

TOTAL DEMERITS _____

SCORE EARNED _____

FIVE MINUTES WILL BE ALLOWED TO LOCATE THE FIVE DEFECTS:

DEFECTS LOCATED:

1. _____
2. _____
3. _____
4. _____
5. _____

Number of defects not located _____ x 14 points _____

Failure to use systematic procedure during
Inspection (5 Demerits) _____

ENTER TOTAL DEMERITS HERE BUT DO NOT
ENTER MORE THAN 75 _____

OFFICIAL SCOREKEEPER: _____

II. BACK UP

SCORE SHEET

CONTESTANT NUMBER _____

MAXIMUM SCORE 50 POINTS

TOTAL DEMERITS _____

SCORE EARNED _____

Tire touches wheel limitation line	50 Demerits	_____
Bus touches the front upright standards	50 Demerits	_____
Tire touches stall sidelines	50 Demerits	_____
Bus extends into or over rear barrier	50 Demerits	_____
Failure to pull out between the front upright standards	50 Demerits	_____
Failure to park bus and sound horn within two (2) minute time limit (Time starts when front bumper passes upright standard)	50 Demerits	_____
Each instance of forward motion after the first back-up (0) (6) (12) (18) (24) (30) (36) (42) Maximum of 42 demerits	6 Demerits	_____
Bus parked more than 1" off the center line, each inch or fraction there (greatest only) (2) (4) (6) (8) (10) (12) (14) Maximum of 14 demerits	2 Demerits	_____
Forward of the one-foot free zone - 5 demerits for each 6" or fraction thereof (5) (10) (15) (20) (25) (30) (35) (40) (45) (50) Maximum of 50 demerits	5 Demerits	_____
Bus parked behind 1' free zone - 10 demerits for each 6" or fraction thereof (10) (20) (30) (40) (50) Maximum of 50 demerits)	10 Demerits	_____
Failure to:		
Complete event	50 Demerits	_____
Wear seat belt	50 Demerits	_____
Keep door closed during event	50 Demerits	_____
Drive with headlights on	50 Demerits	_____

ENTER TOTAL OF ALL DEMERITS HERE, BUT DO NOT ENTER MORE THAN 50 POINTS _____

OFFICIAL SCOREKEEPER: _____

IV. DIMINISHING CLEARANCE

SCORE SHEET

CONTESTANT NUMBER _____

MAXIMUM SCORE 50 POINTS

TOTAL DEMERITS _____

SCORE EARNED _____

Check each instance of stopping forward
motion of bus

(2) (2) (2) (2) (2)
(Not more than 10 Demerits) _____

Check each instance of bus stopping touching
marker or standard

(10) (10) (10) (10) (10)
(Not more than 50 demerits) _____

Driver opens door at improper time, each
Occurrence (5) demerits _____

ENTER TOTAL OF ALL DEMERITS HERE, BUT _____
DO NOT ENTER MORE THAN 50 POINTS _____

OFFICIAL SCOREKEEPER : _____

V. RIGHT TURN

SCORE SHEET

CONTESTANT NUMBER _____

MAXIMUM SCORE 50 POINTS

TOTAL DEMERITS _____

SCORE EARNED _____

- 1. Use of right turn signal 15 Demerits _____
- 2. Demerits Zone # 1
-10 -20 -30 -40 -50 Demerits _____
- 3. Striking Curb 50 Demerits _____
- 4. Demerit Zone # 2
-10 -20 -30 -40 -50 Demerits _____
- 5. Each stop 10 demerits _____

ENTER TOTAL OF ALL DEMERITS, BUT DO NOT
ENTER MORE THAN 50 DEMERITS _____

OFFICIAL SCOREKEEPER: _____

OPTIONAL RIGHT TURN

SCORE SHEET

CONTESTANT NUMBER _____

MAXIMUM SCORE 50 Points

TOTAL DEMERITS _____

SCORE EARNED _____

- | | | |
|--|-------------|-------|
| 1. Use of right signal | 15 Demerits | _____ |
| 2. Failure to check traffic | 15 Demerits | _____ |
| 3. Over center line of street or cones | | |
| Approaching Street | 20 Demerits | |
| Cross Street | 10 Demerits | _____ |
| 4. Hits parked car pylon or curb | 35 Demerits | _____ |
| 5. Each vehicle stop (more than 1) | 10 Demerits | _____ |

ENTER TOTAL OF ALL DEMERITS, BUT DO NOT
ENTER MORE THAN 50 DEMERITS

OFFICIAL SCOREKEEPER: _____

VI. STRAIGHT LINE

SCORE SHEET

CONTESTANT NUMBER _____

MAXIMUM POINTS 50 POINTS

TOTAL DEMERITS _____

SCORE EARNED _____

Check each instance of a stopping forward motion of bus

(2) (2) (2) (2) (2) (Not more than 10 demerits) _____

Check each instance where bus touches or knocks ball off

(5) (5) (5) (5) (5) (5) (5) (5) (5) (5) _____

Drives to either side or pair of balls

(10) (10) (10) (10) (10) (Not more than 50 points) _____

Does not complete problem or fails to follow instructions

(50) Demerits _____

ENTER TOTAL OF ALL DEMERITS, BUT DO NOT
ENTER MORE THAN 50 DEMERITS

OFFICIAL SCOREKEEPER: _____

VII. SERPENTINE (Forward)

SCORE SHEET

CONTESTANT NUMBER _____ MAXIMUM POINTS 50 POINTS
TOTAL DEMERITS _____
SCORE EARNED _____

Check each instance of stopping during problem

(5) (5) (Not more than 10 points) _____

Check each instance of bus touching marker

(10) (10) (10) (10) (10)
(Not more than 50 points) _____

Driver opens door at improper time, each occurrence

(5) Demerits _____

Does not complete problem (Skip a cone) or follow instructions

(50) Demerits _____

ENTER TOTAL OF ALL DEMERITS HERE, BUT _____
DO NOT ENTER MORE THAN 50 _____

OFFICIAL SCOREKEEPER: _____

SERPENTINE (Backward)

SCORE SHEET

CONTESTANT NUMBER _____

MAXIMUM POINTS 50 POINTS

TOTAL DEMERITS _____

SCORE EARNED _____

Check each instance of stopping during problem

(5) (5) (Not more than 10 points) _____

Check each instance of bus touching marker

(10) (10) (10) (10) (10)
(Not more than 50 points) _____

Driver opens door at improper time,
each occurrence (5) Demerits _____

Does not complete problem (Skip a cone)
or follow instructions (50) Demerits _____

ENTER TOTAL OF ALL DEMERITS HERE, BUT
DO NOT ENTER MORE THAN 50 _____

OFFICIAL SCOREKEEPER: _____

VIII. OFFSET ALLEY

SCORE SHEET

CONTESTANT NUMBER _____

MAXIMUM POINTS 50 POINTS

TOTAL DEMERITS _____

SCORE EARNED _____

Check each instance of stopping forward motion of bus and charge 8 demerits for each instance

(8) (8) (Not more than 16 demerits) _____

The following demerits will be charged for ach instance of touching the barrier tips:

1st Instance (12 Demerits) _____

2nd Instance (12 Demerits) _____

3rd Instance (12 Demerits) _____

4th Instance (12 Demerits) _____

Driver touches Barrier (Not tips) (50 Demerits) _____

Check each instance of driver opening the door
(5 Demerits each) _____

Driver Backs Up Bus (50 Demerits) _____

ENTER TOTAL OF ALL DEMERITS HERE, BUT
DO NOT ENTER MORE THAN 50 _____

OFFICIAL SCOREKEEPER: _____

IX. RAILROAD CROSSING

SCORE SHEET

CONTESTANT NUMBER _____ MAXIMUM POINTS 75 POINTS

TOTAL DEMERITS _____

SCORE EARNED _____

Failure to complete the event	50 Demerits	_____
Failure to wear seat belt	50 Demerits	_____
Backs up during procedure	50 Demerits	_____
Failure to drive with headlights on	50 Demerits	_____
Stops closer than 15 feet from tracks	25 Demerits	_____
Failure to check both up and down tracks	25 Demerits	_____
Improper use of "School Bus Flashers"	25 Demerits	_____
Failure to clear back of bus at least 15 feet of the track after crossing but not more than 25 feet	25 Demerits	_____
Stop further than 50 feet from tracks on approach	10 Demerits	_____
Failure to keep bus in same gear while crossing tracks	10 Demerits	_____
Failure to open door before crossing	10 Demerits	_____
Failure to open window, shut off noisy equipment	10 Demerits	_____
Failure to check left outside mirror on approach	5 Demerits	_____
Failure to check right outside mirror on approach	5 Demerits	_____
Failure to check inside mirror on approach	5 Demerits	_____
Failure to check left outside mirror before crossing tracks	5 Demerits	_____
Failure to check right outside mirror before crossing tracks	5 Demerits	_____
Failure to check inside mirror before crossing tracks	5 Demerits	_____
Failure to close door after crossing tracks	5 Demerits	_____
Failure to cancel signals	5 Demerits	_____

ENTER TOTAL OF ALL DEMERITS HERE, BUT DO NOT ENTER MORE THAN 75 _____

OFFICIAL SCOREKEEPER: _____

X. CURB LINE

SCORE SHEET

CONTESTANT NUMBER _____

MAXIMUM POINTS 25 POINTS

TOTAL DEMERITS _____

SCORE EARNED _____

Failure to use right turn signal (5) Demerits _____

Hitting curb or red barriers (25) Demerits _____

Driver Failed to Sound Horn (5) Demerits _____

Each increment over "6" (rear dual) X (5) Demerits _____

Backing up (25) Demerits _____

Failure to use left turn signal (5) Demerits _____

ENTER TOTAL OF ALL DEMERITS HERE, BUT _____
DO NOT ENTER MORE THAN 25 _____

OFFICIAL SCOREKEEPER: _____

XI. PARALLEL PARKING

SCORE SHEET

CONTESTANT NUMBER _____ MAXIMUM POINTS 50 POINTS
TOTAL DEMERITS _____
SCORE EARNED _____

ENTERING THE PARKING ZONE

Check each instance of backing
the bus and charge 5 demerits for
each instance over 2
(0) (0) (5) (10) (15) (20) (25)
(Not to exceed 25 demerits) _____
Bus touches any barrier (50 Demerits) _____
Tire Touches any barrier (50 Demerits) _____

PARKING ZONE

Bus parked in Zone 1 (0" to 3") (00 Demerits) _____
Bus Parked in Zone 2 (3" to 6") (03 Demerits) _____
Bus Parked in Zone 3 (6" to 9") (06 Demerits) _____
Bus Parked in Zone 4 (9"to 12") (09 Demerits) _____
Bus Parked in Zone 5 (12"to 15') (12 Demerits) _____
Bus Parked in Zone 6 (15"to 18") (15 Demerits) _____
Bus Parked beyond 6 (Over 18") (50 Demerits) _____

EXITING PARKING ZONE

Check each instance of backing the bus
and charge (5) Demerits for each
instance over 2
(0) (0) (5) (10) (15) (20) (25)
(Not to exceed 25 Demerits) _____
Bus touches any barrier (50 Demerits) _____
Tire touches the curb line (50 Demerits) _____
Failure to:
Park Bus and sound horn
within time limit (50 Demerits) _____
Drive with headlights on (50 Demerits) _____
Wear seat belt (50 Demerits) _____
Keep the door closed during
the event (50 Demerits) _____
Activate directional signal (50 Demerits) _____
Cancel directional signal (10 Demerits) _____

ENTER TOTAL OF ALL DEMERITS HERE, BUT _____
DO NOT ENTER MORE THAN 50 _____

OFFICIAL SCOREKEEPER: _____

XII. STOP LINE

SCORE SHEET

CONTESTANT NUMBER _____ MAXIMUM POINTS 25 POINTS

TOTAL DEMERITS _____

SCORE EARNED _____

Check each instance of bus being brought
to a stop more than once
(5) (5) (5) (5) (5) (Not more than 25 demerits) _____

Bus brought to a final stop over stop
Line (25 demerits) _____

Check for each 2 inches bus is stopped
over tolerance
(3 demerits per each 2 inches)

<u>STOP LINE</u>	2 inches by 4 feet long
0-2" _____	0 Demerits _____
3-4" _____	3 Demerits _____
5-6" _____	6 Demerits _____
7-8" _____	9 Demerits _____
9-10" _____	12 Demerits _____
1-12" _____	15 Demerits _____
3-14" _____	18 Demerits _____
5-16" _____	21 Demerits _____
7-18" _____	24 Demerits _____
9-20" _____	25 Demerits _____

Driver opens door at improper time
- each occurrence X (5) Demerits _____

ENTER TOTAL OF ALL DEMERITS HERE, BUT _____
DO NOT ENTER MORE THAN 25 _____

OFFICIAL SCOREKEEPER: _____

ENTRANCE REQUIREMENTS FOR STATE SAFETY COMPETITION

1. The Georgia School Bus Driver Competition will be limited to one (1) driver per school system. Registration for entrance into state competition must be submitted no later than May 1st of each year.
2. **All** Drivers will be required to compete in local competition. In competitions where multiple systems are competing, the scores will be grouped per school system and the highest score in each system will be eligible for state competition. In the event the first place driver in a system cannot attend, the second place driver in that system may substitute.
3. Each system hosting a local competition must provide the PTSCF with the names and scores of the two contestants, the primary contestant and the name and score of the alternate contestant representing their school system. The list of driver names and scores must be submitted no later than May 1st of each year.
4. Contestants must have driven a minimum of three (3) days per week during the entire school year effective September 1, of the current competition year to be eligible for state competition. Certification from his/her transportation director will be required.
5. Each host system will select the events for their competition. It is recommended that the competition events mirror those found in the competition manual on the PTSCF web site <http://www.ptscf.org/> .
6. The PTSCF request that all host systems of local competition permit drivers, who are in systems that do not hold local competition, compete in their local competition. As stated in rule #2, they will not be competing against your drivers, but only as drivers in their school system.
7. In order to qualify for competition a driver must hold a valid Commercial Driver's License (CDL) and meet any other licensing or certification requirements for a school bus driver that may be required by the state. In addition, he/she must not have had a **preventable** school bus accident (as defined by the National Safety Council Safe Driver Award Program) since September 1, of the previous year.

ENTRANCE REQUIREMENTS FOR STATE SAFETY COMPETITION (CONT'D)

8. The first and second place winners of the State Safety Competition will be offered the opportunity to be sponsored by the PTSF to the national/international rules) a driver or drivers in the top ten (10) of state competition will be eligible to compete. The opportunity to compete at the national/international level will then be offered to the driver who finished third and will continue in order of finish until two drivers are selected from the top ten drivers in state competition.
9. Under national/international rules, after the state competition has been completed, a driver cannot have had a **preventable** accident prior to the national/international competition. In the event this was to occur, the process in rule #8 would be followed for the selection of a replacement driver.
10. **No local competition driver will be eligible to compete in state competition unless he/she meets the above criteria during the period from September 1 of the previous year to the date of state competition and/or national/international competition.**

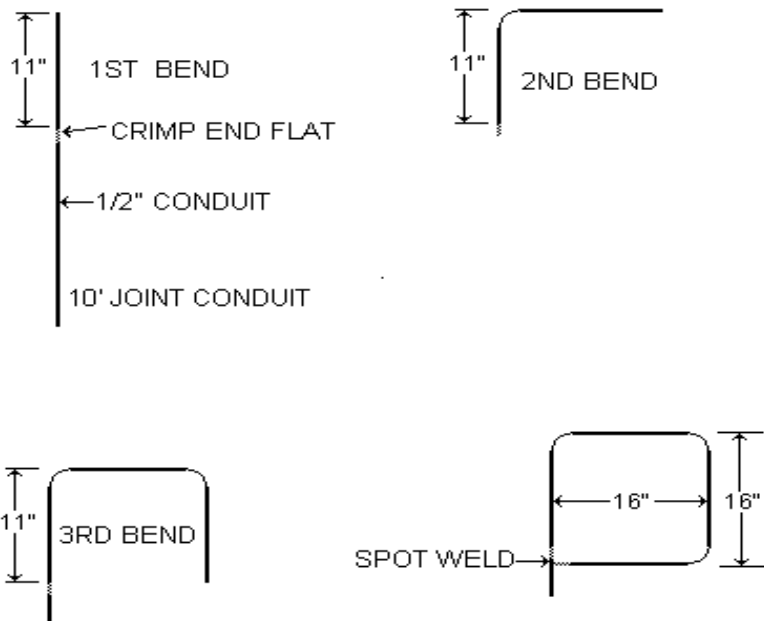
Note: Registration forms for state competition can be found on the PTSF web site. <http://www.ptscf.org/>

A link to this web site can also be found on the GAPT web site. <http://www.gaptonline.org/>



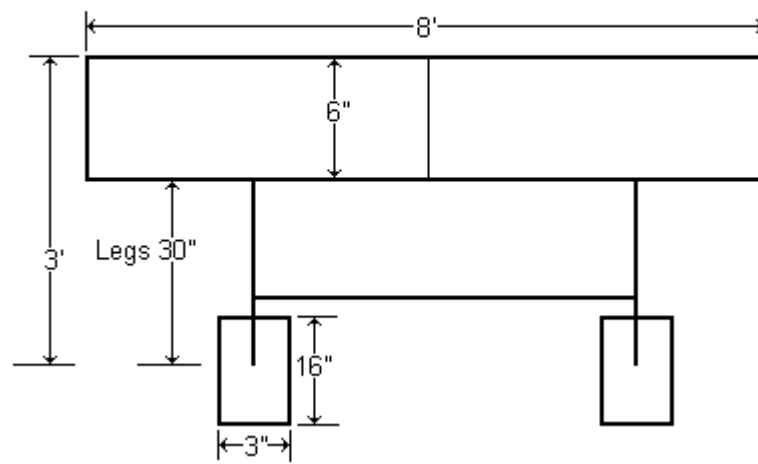
TOTAL HEIGHT INCLUDING STAND - 40" - 42"

STAND - BRAKE ROTOR - 5/8" X 6" BOLT WELDED IN CENTER





1/2" STEEL TUBING
(FEET) 1/8" FLAT STEEL



ELEMENTARY STUDENT LOADING

MAXIMUM SCORE - 50 POINTS

PURPOSE OF TEST: Loading of elementary students can be one of the most life threatening maneuvers a school bus driver performs. This test is designed to evaluate the driver's alertness to the loading of elementary passengers and to determine their ability to remember and perform several other important functions incidental to such loading. Such items include proper use of directional signals, yellow warning lights, mirrors, red crossover lights and the stop arm.

INSTRUCTIONS: A rope to represent the edge of roadway or curb will mark the loading area. For loading passengers the contestant will pull into the loading area. The contestant will utilize the yellow warning lights (100 feet) prior to entering the loading zone. The contestant will then use the red crossover lights and stop arm when stopped to load students.

During the maneuver the contestant will be judged for mirror use before and after the stop, proper use of lights, smooth stopping, lane position while stopped, transmission in neutral with parking brake set before door is opened. The contestant must stop at least 10 feet back from the student, but not more than 15 feet.

Failure to wear seat belt	50 Demerits
Failure to complete event	50 Demerits
Backing the bus during event	50 Demerits
Failure to place bus in neutral and set parking brake before door is opened	50 Demerits
Failure to activate yellow lights	50 Demerits
Failure to activate red crossover lights	50 Demerits
Failure to deactivate red crossover lights	50 Demerits
Failure to drive with headlights on	50 Demerits
Failure to perform proper mirror checks (5 points for each mirror)	25 Demerits
Failure to keep door closed in motion	25 Demerits
Failure to perform mirror check after stop and before moving	25 Demerits
Bus stopped closer than 10 feet from student (back from student)	10 Demerits
Bus parked more than 15 feet from student (back from student)	10 Demerits
Jerky or sudden stop	10 Demerits

ELEMENTARY STUDENT LOADING

SCORE SHEET

CONTESTANT NUMBER _____

MAXIMUM POINTS 50 POINTS

TOTAL DEMERITS _____

SCORE EARNED _____

Failure to wear seat belt	50 Demerits	_____
Failure to complete event	50 Demerits	_____
Backing the bus during event	50 Demerits	_____
Failure to place bus in neutral and set parking brake before door is opened	50 Demerits	_____
Failure to activate yellow lights	50 Demerits	_____
Failure to activate red crossover lights	50 Demerits	_____
Failure to deactivate red crossover lights	50 Demerits	_____
Failure to drive with headlights on	50 Demerits	_____
Failure to perform proper mirror checks (5 points for each mirror)	25 Demerits	_____
Failure to keep door closed in motion	25 Demerits	_____
Failure to perform mirror check after stop and before moving	25 Demerits	_____
Bus stopped closer than 10 feet from student (back from student)	10 Demerits	_____
Bus parked more than 15 feet from student (back from student)	10 Demerits	_____
Jerky or sudden stop	10 Demerits	_____

ENTER TOTAL OF ALL DEMERITS HERE, BUT _____
DO NOT ENTER MORE THAN 50 _____

OFFICIAL SCOREKEEPER: _____



IMPROVED SKILLS

IMPROVED PERFORMANCE