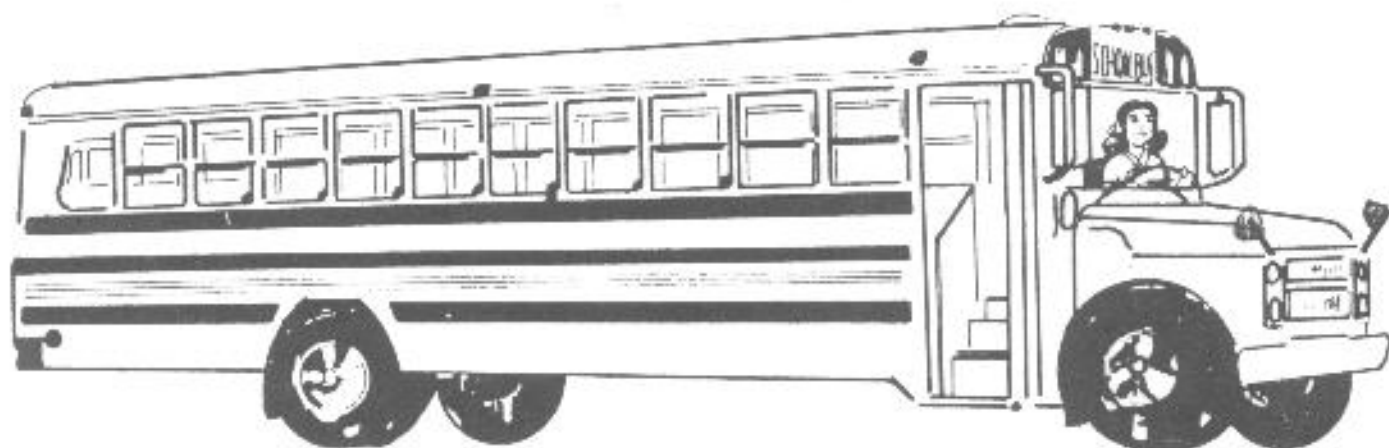


# **District and State School Bus Roadeos Manual**



Conducted by:  
Georgia State Patrol

----- PROCEDURES AND GUIDELINES -----

Revised 1999

## INTRODUCTION

Road-e-o's have proven to be one of the most effective instructional tools available to improve a person's driving skills. The road-e-o emphasizes the following objectives:

1. To motivate reinforcement of learning and implementation of good practices involved in superior job performance as a school bus driver.
2. To recognize excellence and provide for demonstration of the skills and responsible performance of the demanding job of the school bus driver.
3. To develop public awareness of the skills and responsibilities involved in the job of a school bus driver.
4. To encourage communication between drivers to share awareness and experience.

## GENERAL INFORMATION

1. ENTRANCE REQUIREMENTS:
  - A. Drivers must have driven a regularly scheduled full-time route to and from school during entire school year; or
  - B. Must be full-time substitute driver who drives different routes on a regularly scheduled basis.
2. Buses will be provided by the Road-E-O Committee. Only these authorized buses will be driven in competition. NO PERSONAL BUSES WILL BE ALLOWED.
3. The information assembled in this booklet is patterned after the National School Bus Road-E-O and various State Road-e-os. It is not intended that all road-e-os be conducted in the same manner, but it is designed to serve as a guide in the preparation of contestants for the State Road-e-o.

## PROCEDURES

1. It is suggested that any contestant having to travel a considerable distance from his/her home to the road-e-o site, should allow himself/herself ample time for arrival, so as not to be eliminated from competition for being late.
2. When registering, each contestant will be required to show the documents he/she is required to have on his/her person when operating a school bus.
3. Any driver who knowingly accepts signals from spectators will be automatically disqualified. No spectator will be allowed on driving course.
4. In all driving events, the bus doors must be kept closed unless rules and regulations of the road-e-o event require that they be opened. If the door is open entering or leaving an event, the driver is disqualified for that event. It shall be assumed that the driver has pupils on board and must drive accordingly. Five demerits will be assessed anytime the door is opened during operation of the vehicle.
5. Seat belt must be worn and snugly fastened during the competition. A contestant not wearing a seat belt will be DISQUALIFIED. The contestant will not be allowed to put his/her head out of bus window or ask for directions from the judges once the actual driving begins at the starting line.
6. Contest rules shall apply, even though they may differ from rules and regulations that the driver normally operates under.
7. Due to the fact that contestants will be in a common group area during the road-e-o activities, they will be placed on their honor not to assist another contestant in anyway. In the interest of fair play, contestants should not discuss the bus defects with each other or even spectators, as this could result in total disqualification.
8. Drivers will be assigned to the official buses in a random order. Only the buses provided by the Road-e-o Committee will be used.
9. In case of mechanical failure during competition, stop immediately, signal judge by blowing horn and wait for instructions.
10. Grievances must be reported as soon as possible.
11. Ties will be broken by score cards, starting with the last event.
12. Contestants should read very carefully and become thoroughly familiar with all the instructions found in this booklet. These instructions explain what will be expected of you in each phase of the road-e-o activities; the written test, personal interview and the driving skills.

## ROAD-E-O EVENTS

Each of the following sections includes the title of the event, the purpose of the event, a description of activity or skill to be performed, special instructions and the scoring and judging procedures.

The better the contestants understand this information the more successful they are likely to be in the competition.

The sequence of events in this publication are not necessarily listed in the same order that will be followed in actual competition.

### I. WRITTEN EXAMINATION (STATE ROAD-E-O ONLY)

MAXIMUM SCORE - 100 POINTS

PURPOSE OF TEST: There are many laws, rules and regulations with which a school bus driver must become thoroughly familiar and they must be faithfully observed. These laws, rules and regulations were established as a result of years of study and experience. Contestants are encouraged to study from the following materials: Georgia Driver Manual, Georgia Pupil Transportation Procedures Manual (Dept. of Ed.), Georgia School Bus Specifications Manual (Dept. of Ed.), American Red Cross First Aid Manual, and 1980 Revised Standards for School Buses and Operations (National Safety Council). Some questions may be derived from information that is general knowledge to an experienced driver. Any questions referring to traffic laws will comply with the Georgia Traffic Law Motor Vehicle Code. The purpose of this test is to determine the extent of the contestants familiarity and knowledge of the important rules and regulations necessary to be a safe driver.

## II. PHYSICAL AND VERBAL VEHICLE INSPECTION (STATE ROAD-E-O ONLY)

MAXIMUM SCORE - 75 POINTS

PURPOSE OF TEST: A school bus driver is required to make a daily inspection of his or her bus before transporting pupils. A school bus found to be unsafe shall not be used for the transportation of pupils until such defects are corrected. Each inspection should be planned and conducted in a systematic and logical manner to assure that all defects are noted. The purpose of this test is to evaluate the contestant's efficiency of conducting such an inspection.

INSTRUCTIONS: THIS TEST IS DIVIDED INTO TWO CATEGORIES. The first being an evaluation of the systematic manner in which the contestant makes the inspection. The second is to judge his ability to make a complete physical inspection of the bus, including the general condition of the bus interior, all glass, seats, first aid kit, mirrors, horns, all gauges and instruments, windshield wipers, all brakes, all lights, emergency exits, entrance door, all signals and flashers, air and tires and general exterior. Hood is not to be lifted.

A time limit of five (5) Minutes will be allowed for each contestant. If any reasonable assistance is needed in checking the bus, the judge will assist in any way that does not violate the spirit of the test, as in checking the operation of the stop lights.

Contestants will inform the judge verbally of the items they feel are defective. There will be five defects on the vehicle that should be discovered by the driver on a daily check. Unless instructed otherwise, the vehicle is not to be started.

NOTE: In view of the recent tragic bus accidents and the national concern and interest in school buses, special attention should be devoted to this test.

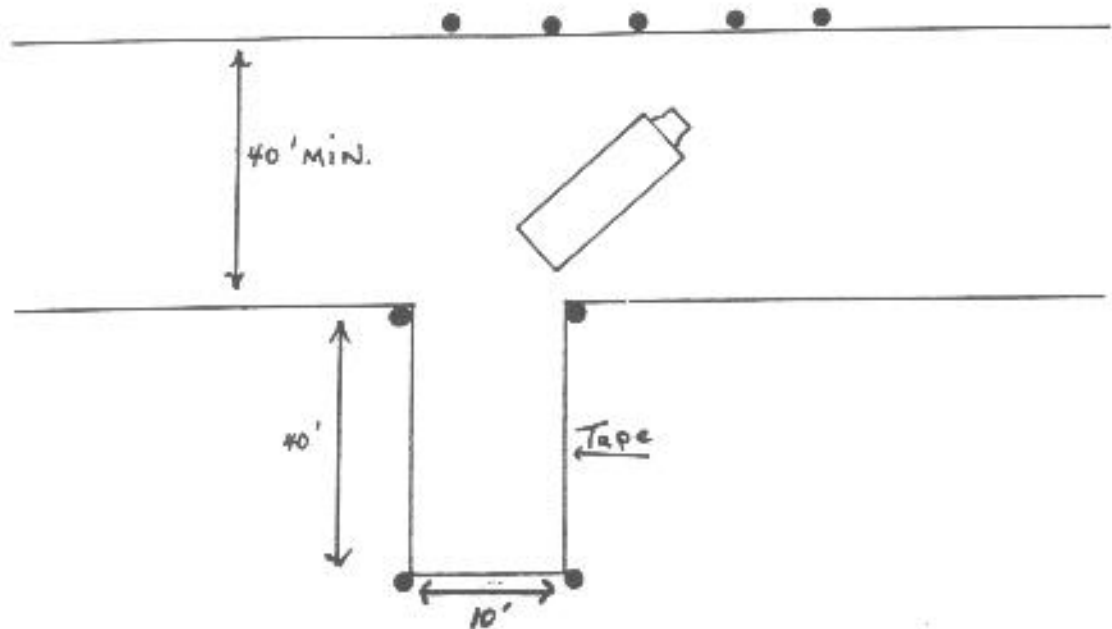
PREPARATION TO DRIVE

DRIVER SHOULD ADJUST SEAT AND MIRRORS AND BECOME FAMILIAR WITH EQUIPMENT BEFORE STARTING COURSE. SEAT BELT SHALL BE WORN DURING CONTEST. DRIVER WILL BE DISQUALIFIED IF SEAT BELT IS NOT WORN.

### III. BACK UP

#### EQUIPMENT:

- Duct tape
- At least five 18" cones
- Four 36" cones



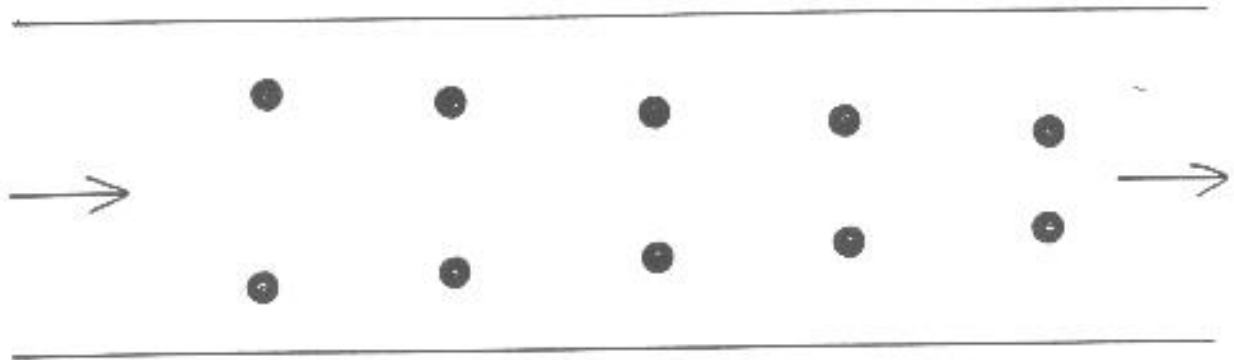
MAXIMUM SCORE - 50 POINTS

INSTRUCTIONS AND SCORING: Each stall (or bay) is identified by parallel lines on the pavement 10 feet apart. Each front corner will be marked by upright standards that will not interfere with the backing of the bus. In order to limit the driver to established maneuvering room, a front wheel (not bumper) limitation line will be placed on the pavement perpendicular to the parallel stall marker lines. The approach to the back-up stall will be made from the right-hand side only. (The distance from the front stall standards to the wheel limitation line will be, conventional bus length plus 4 ft. and transit bus length plus 1 ft. with a 40 ft. minimum.) Each contestant will be permitted one backup before demerits will be charged for excessive backing. Five demerits will be given for each instance of backing more than once. Upon completion of the test, the bus should be parked as nearly in the center of the ten ft. stall as possible (rear of bus measured). Two demerits will be given for each inch, or fraction thereof, the bus is off the two inch center line. Centering will be determined by the relationship of the center of the front or rear bumper, whichever is greater, to the center of the stall. Five demerits will also be given for each 6 inches, or fraction thereof, that the bus is parked in excess of one ft. from the rear barrier. Contestant will sound horn upon completion of parking maneuver.

#### IV. DIMINISHING CLEARANCE

##### EQUIPMENT:

Ten vertical stanchions or  
Five pairs of standards



Distance between stanchions or standards are:

Width of bus plus 10" at start

Width of bus plus 8"

Width of bus plus 6"

Width of bus plus 4"

Width of bus plus 2" at end

Widest part of bus, that could hit standard, will be used.

MAXIMUM SCORE - 50 POINTS

PURPOSE OF TEST: In this test the contestant is required to drive the bus in a straight line with diminishing clearances and also to drive in a smooth and continuous manner.

INSTRUCTIONS: For the purpose of conducting this test five pairs of vertical stanchions will be set up. The distance between each pair of standards will be 25 feet.

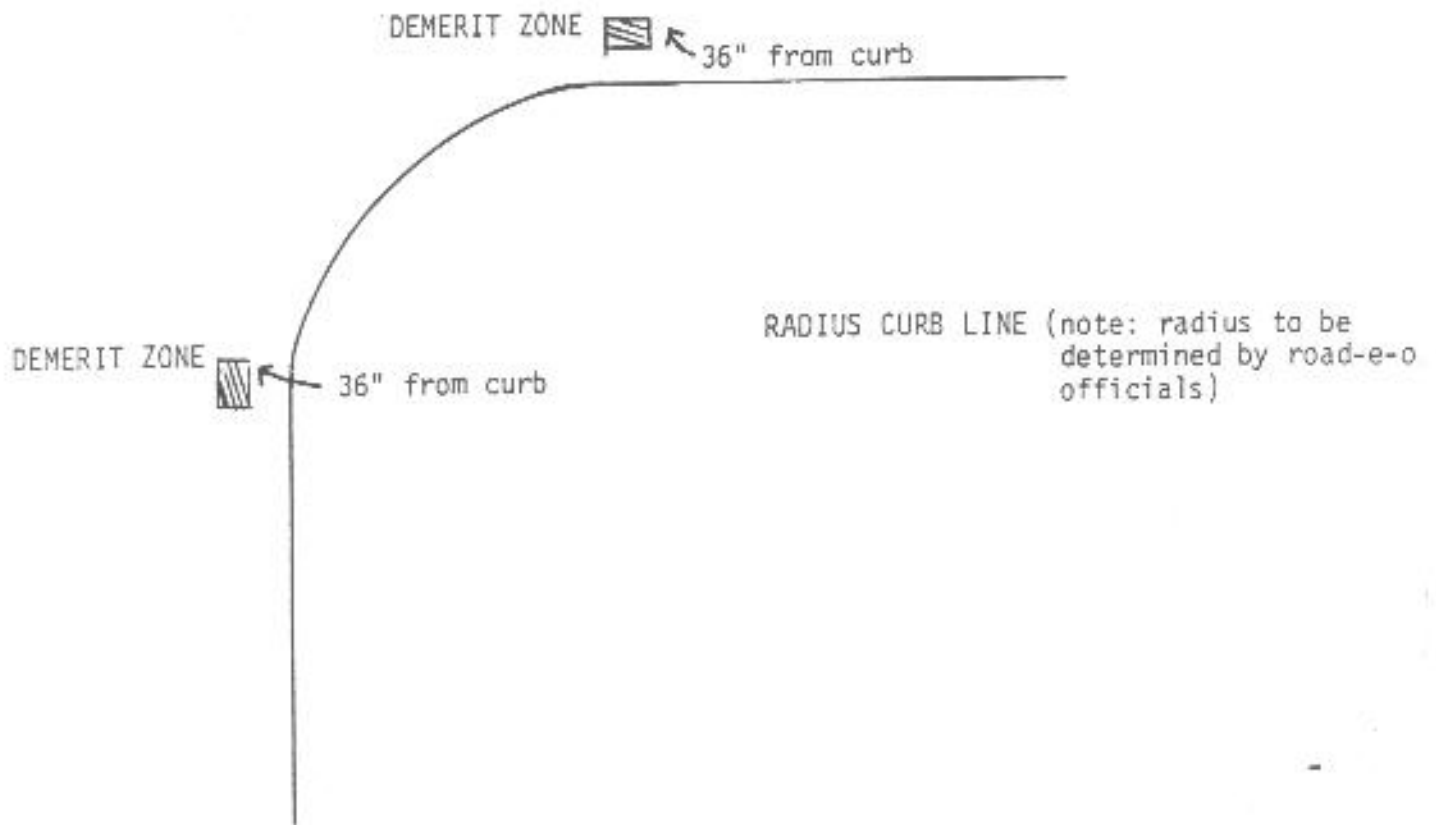
Beginning at the start of the test, the width of the first pair of standards will be equal to widest part of the bus plus 10 inches. Each pair will decrease in width in increments of 2 inches with the last standard being width of bus plus 2 inches.

SCORING: Two demerits will be charged for each instance of stopping the forward motion of the bus (with a maximum of 10 demerits). Ten demerits will be given for each instance of touching a marker or standard.

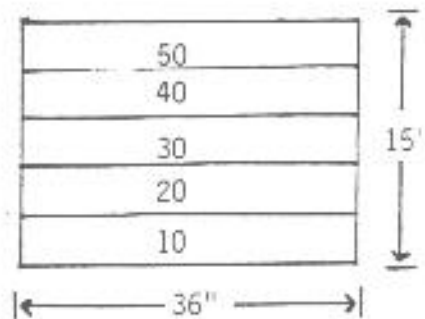
IV. RIGHT TURN

EQUIPMENT:

Plyboard  $\frac{3}{4}$ " by 36" X 15" or  
Tape or  
Paint for Demerit Lines



CURB LINE AND DEMERIT STRIPES  
ARE 3" WIDE TAPE OR PAINT



## V. RIGHT TURN EVENT CONT'D

Maximum Score - 50 POINTS

PURPOSE OF EVENT: This event is designed to determine the driver's ability to properly position the bus and to prepare for and execute the right hand turn without touching curb or excessively encroaching on the adjacent traffic lanes.

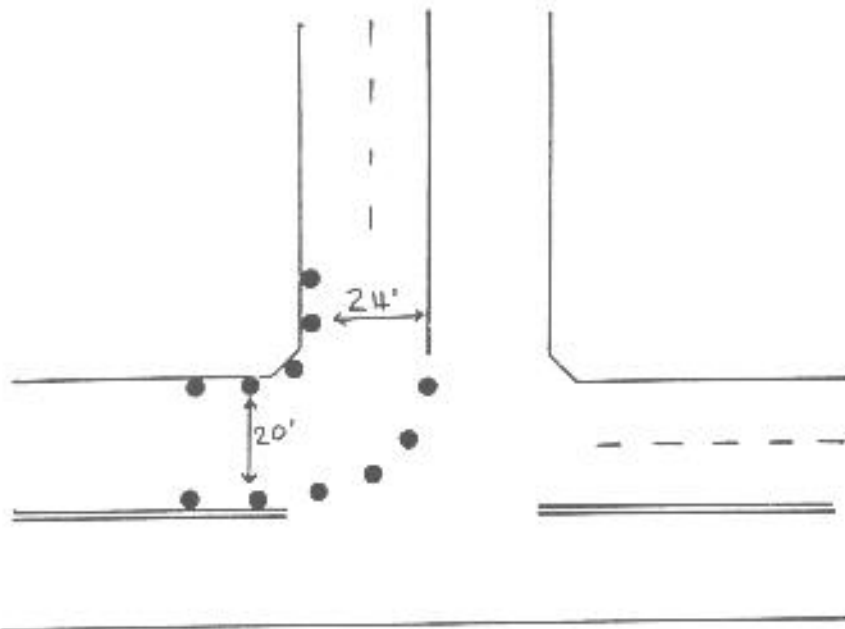
INSTRUCTIONS: In the layout of the event, the following shall be provided: a visible curbing line representing a typical street corner, a demerit zone for scoring purposes (one at the beginning and one at the end of the arc of the corner) and a corner arc on a radius of 17 to 25 feet (to be determined by road-e-o officials).

The driver will approach the corner and turn on the right directional signal at an appropriate distance from the turn as required by law. The contestant shall position the bus in the turn lane in order to execute the right turn without touching the curb line and with the least amount of lane encroachment possible on both streets. The point at which the turn is begun is determined by the driver's ability to judge the relationship of the bus to the corner and to compensate for the "off track" position of the rear wheels which increases with the wheelbase of the bus in a turn.

SCORING: Scoring will be based on the method in which the driver enters and recovers from the turn. If any tire touches the curb line at any time during this event, 50 demerits will be charged. If the right edge (the visible edge) of the right rear tire is completely within a demerit zone, the appropriate demerits will be made. In order to warrant a demerit score, the color of the demerit stripe shall be visible to the curbside judge while the tire is completely within the demerit zone. For scoring purposes, only that portion of the tire tread that actually is in contact with the ground will be judged. Demerits increase in value as the position of the right rear outside tracking wheel moves in a wider arc throughout the turn. Fifteen (15) demerits shall be charged if the driver fails to give the appropriate right turn signal.

OPTIONAL RIGHT TURN (Note: Substitute for local roadways with unpaved surfaces)

EQUIPMENT:  
Approx. Six 28" cones  
Approx. Six 12" cones



MAXIMUM SCORE - 50 POINTS

PURPOSE OF TEST: This event is designed to determine the drivers proficiency in judging the distances and handling of the bus in making a right turn at a street intersection.

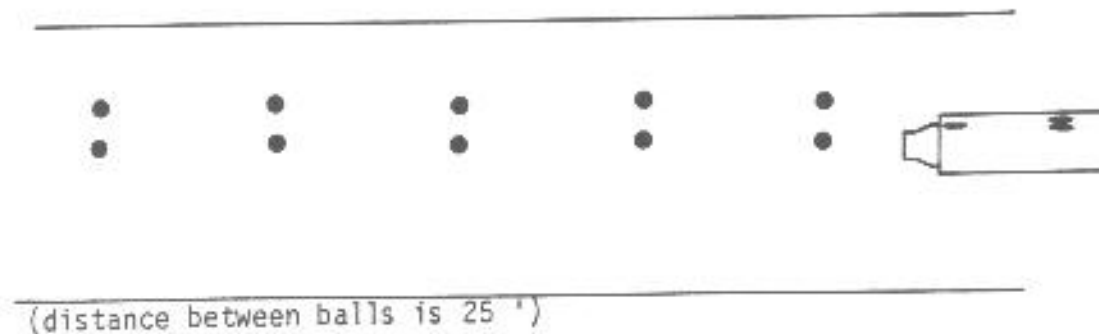
SCORING: Everything required of a driver in making a smooth right turn at a street intersection will be included. It will be assumed that neither street is an arterial and no stop of the bus is required. Driver will be scored on use of turn signal, checking cross traffic, proper traffic lane, hitting curb, center line or cones.

VI. STRAIGHT LINE

EQUIPMENT:

Ten rubber or tennis balls on furniture casters or holders

Each pair of balls is separated by the distance of "width of dual tires + 3 inches".



MAXIMUM SCORE - 50 POINTS

PURPOSE OF TEST: To determine the drivers ability to maneuver right wheels of school bus through a straight path of a given width.

INSTRUCTIONS: Right wheels of the bus must travel the path without striking or moving the balls with any wheel. Bus must be operated in a continuous forward motion. The distance between the balls is width of duals plus 3".

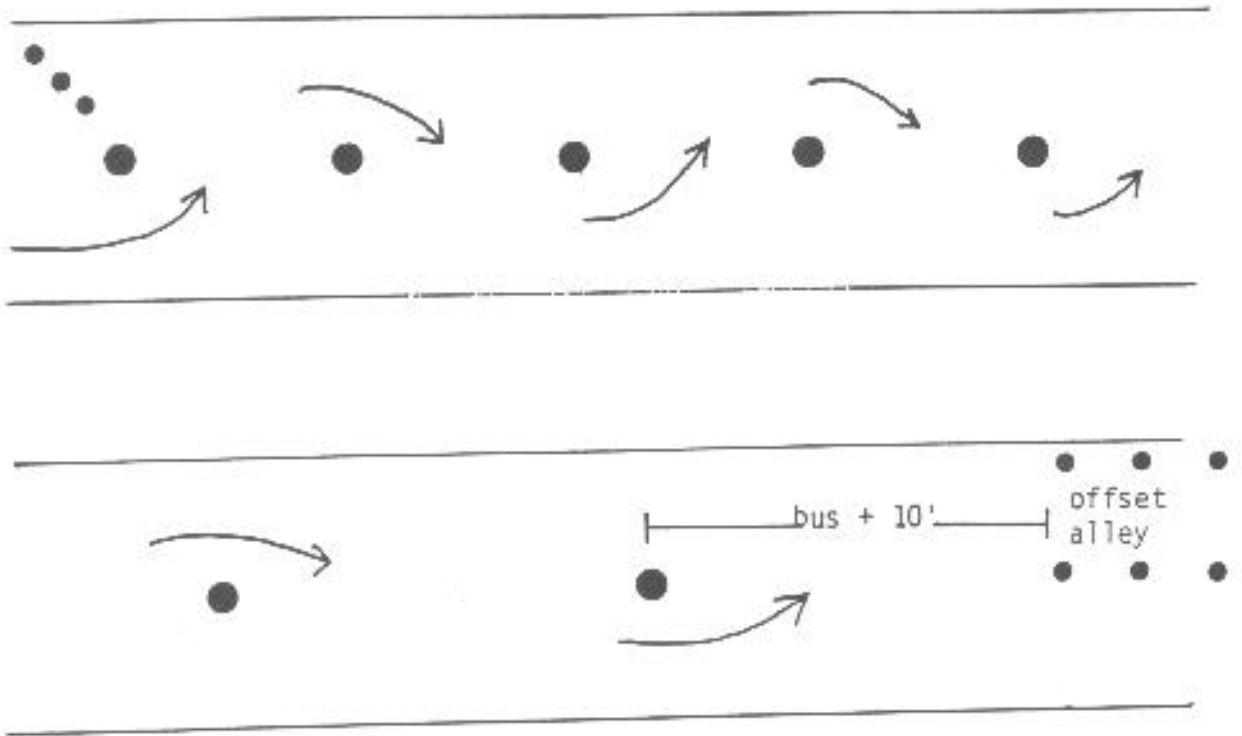
SCORING: Points will be deducted for stopping during problem, touching, or knocking balls off, backing during problem or driving to either side of the balls.

## VII. SERPENTINE

### EQUIPMENT:

Five 30" - 36" cones  
Six 12" cones

Distance between cones is "length of bus + 3' ".



MAXIMUM SCORE - 50 POINTS

PURPOSE OF TEST: This test is designed to determine the driver's ability to steer a school bus within close limits.

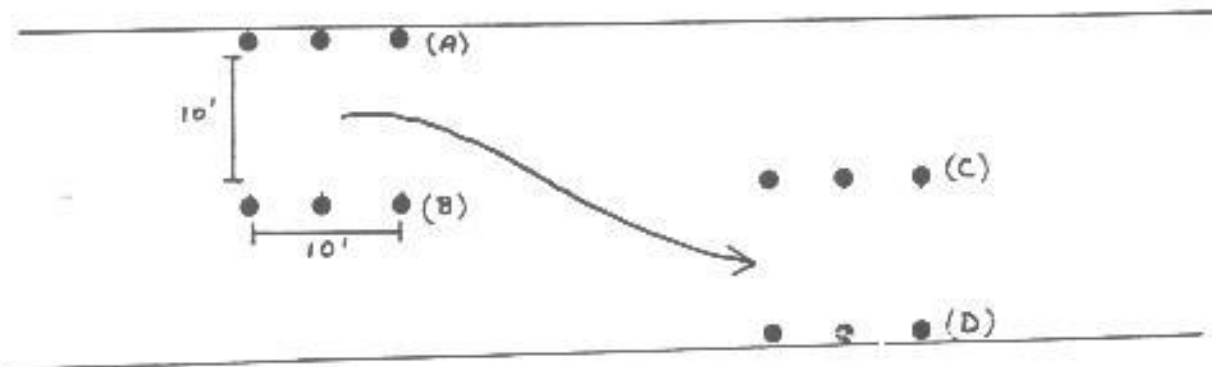
INSTRUCTIONS: Bus must pass through the markers alternately to the right of the first, to the left of the second, etc. Bus must be operated in continuous motion during the test.

SCORING: Demerits will be given for stopping or backing during the problem, bumping, scraping or knocking over a marker. Contestant will receive no points if he/she does not follow instructions or passes up the problem.

### VIII. OFFSET ALLEY

#### EQUIPMENT:

Two sets of standards (36 - 42 inches in height) or  
Eight barrels and four boards (10' long)



(Distance between barriers is length of bus 5 feet)

#### MAXIMUM SCORE - 50 POINTS

**PURPOSE OF TEST:** This test is designed to evaluate a driver's ability to handle the bus under actual or simulated driving conditions. An Offset Alley is set up to determine the contestant's ability to drive the bus through two offset lanes with a minimum of hesitation and without touching the barriers.

**INSTRUCTIONS:** Two sets of parallel barriers, 10 feet long, are set up 10 feet apart. The right hand barrier of the first set is placed in a direct line with the left hand barrier of the second set (the offset barriers). The distance between the two sets of barriers (from the end of the first set to the beginning of the second set) will be the length of the bus plus 3 feet.

**SCORING:** Eight demerits will be given for each instance of stopping the forward motion of the bus while proceeding through the offset alley. Five demerits will be given if the contestant opens the door while the bus is in motion. The contestant will be disqualified (50 demerits) if the bus is backed up at any time during the event.

Points for bumping or touching barrier tips will be deducted as follows:

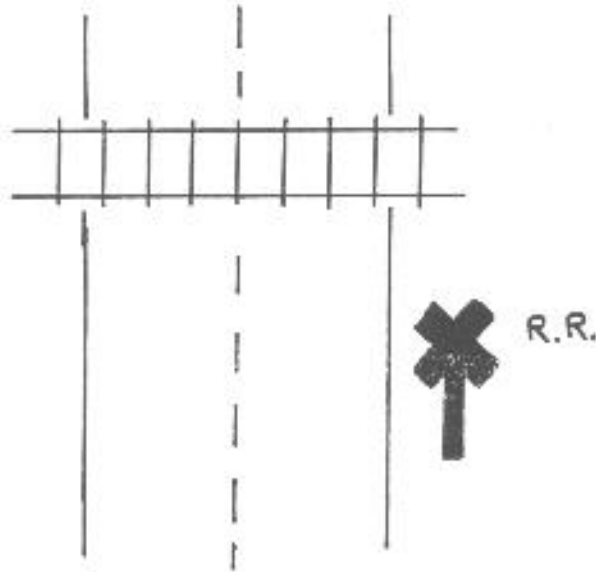
|                           |                           |
|---------------------------|---------------------------|
| 1st. Instance 12 demerits | 3rd. Instance 12 demerits |
| 2nd. Instance 12 demerits | 4th. Instance 12 demerits |

TOUCHES BARRIER (NOT TIPS) 50 demerits

## IX. RAILROAD CROSSING

### EQUIPMENT:

Wood, metal or painted tracts  
(tape or painted tracks okay)  
RR sign



MAXIMUM SCORE - 50 POINTS

**PURPOSE OF TEST:** The railroad crossing represents one of the greatest hazards insofar as mass casualties or fatalities are concerned. This test is to evaluate the driver's degree of care and his knowledge of laws, rules and regulations when required to operate a school bus across railroad tracks.

**INSTRUCTIONS:** A simulated railroad crossing will be established as follows:

1. A simulated roadway that crosses a parallel set of tracks. -
2. A railroad crossing sign will be placed in the proper position at the right side of the road.

**SCORING:** Everything required of a driver will be judged from the time the contestant approaches the crossing until he/she reaches the other side of the crossing. The driver will be checked on his/her use of mirrors, stopping the bus, opening door, checking track, driving across the tracks, etc. While most violations charged in this test are violations of fixed law and regulations, some are based on generally good acceptable safe driving procedures.

## IX. RAILROAD CROSSING CONT'D

The following procedures for school bus drivers at railroad grade crossings are listed as a guideline and taken from recommended national standards:

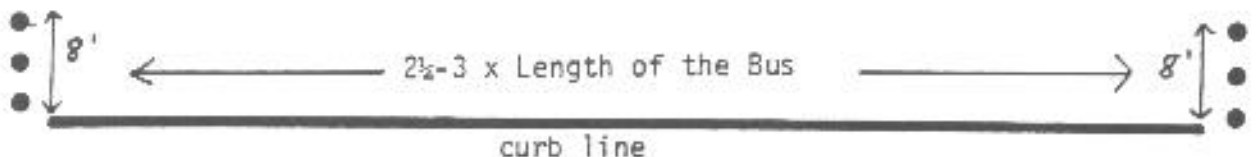
1. The driver of any school bus, with or without pupils shall come to a complete stop no closer than fifteen feet and within fifty feet from the rail nearest the front of the bus.
2. Drivers making stops for railroad crossings shall observe traffic. Bus speed shall be reduced far enough in advance of the stop to avoid trapping other motorists in panic stops or rear-end collisions with the bus. On multiple lane roadways, all stops must be made in the far right lane whenever possible.
3. Turn signal lights may be operated in their hazard mode when permitted by state statute or regulation. No other signs or signals will be activated from the bus while stopped or stopping for the railroad crossing.
4. When the bus is stopped, the driver shall fully open the service door, listen and look in both directions along the track or tracks for approaching engines, trains, or train cars. The service door may be closed before or immediately after crossing tracks.
5. For improved vision and hearing, a window at the driver's left must be opened and all noisy equipment (fans, etc.) should be turned off until the bus has cleared the crossing.
6. If the view of the track or tracks is obstructed for one thousand feet in either direction, no portion of the bus may be driven onto the tracks until the driver has made certain that no train is approaching. Although railroad signals may indicate the tracks are clear, the driver must develop and use visual and audible senses to determine whether or not it is safe to proceed.
7. The school bus driver shall always drive across the tracks in an appropriate low gear and will not change gears while crossing the tracks.
8. After a train has passed the crossing, the bus driver shall not drive the bus onto any tracks until the driver is certain that no train, hidden by the first train, is approaching on an adjacent track. Familiarity with train time schedules has no place in school bus operation.

X. CURB LINE

EQUIPMENT:

Six 28" cones

2x4 or 4x4 boards for curb



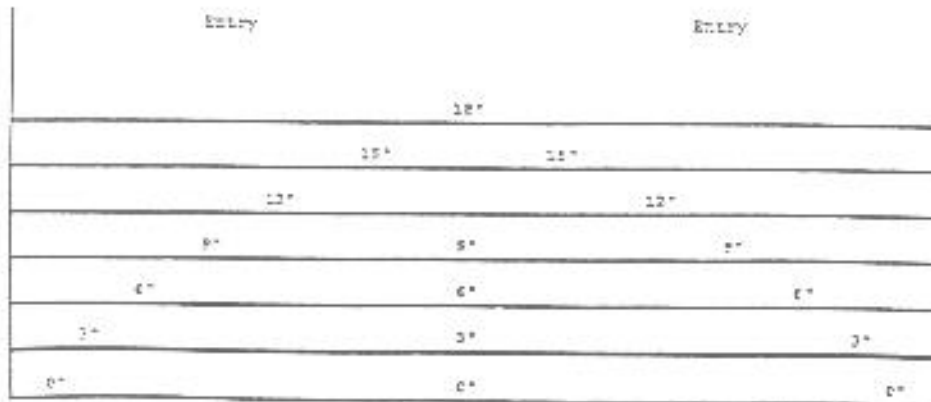
MAXIMUM SCORE - 25 POINTS

PURPOSE OF TEST: To develop a driver's skill in pulling close to the curb within a limited distance in a forward movement. Backing into the space is not allowed.

INSTRUCTIONS: The course will be set up to simulate a limited curb length between parked cars. You will use your turn signal and pull close to the curb with both front and rear tires, without hitting the curb. You should allow enough distance ahead of your bus to pull away from the curb without having to back up. Contestants will sound horn when ready to be judged. Use your left turn signal and left hand mirror before pulling back into traffic.

SCORING: Five demerits will be given for failure to use right turn signal, and five demerits will be given for failure to use left turn signal. Twenty-five (25) demerits will be given for backing up or for hitting the curb. For each 6" or portion thereof that the rear dual wheels are away from the curb, five demerits will be given. The total demerits given will not exceed 25.

XI. PARALLEL PARKING



Maximum Score: 50 points

**PURPOSE OF TEST:** This event is designed to evaluate the contestant's ability to park the bus parallel to a curb without touching barriers placed at both ends of the parking area, without touching the curb, and the vehicle parked within 18 inches of the curb. It is also designed to judge the contestant's ability to drive the bus out of the parking area without touching the barriers or the curb.

**INSTRUCTIONS:** A section of rope will represent the curb. Two barriers will be set at right angles to the curb line, extending out eight feet from the curb. The distance between the barriers will be:

For transits, the length of the bus plus six feet.

For conventional and small buses, the length of the bus plus seven feet.

A measurement will be made to determine how close the bus is parked to the curb line, and for determining the number of demerits to be charged. This is a timed event. The contestant is allowed THREE MINUTES (3) from the time the front bumper of the bus first passes the rear barrier on approach. The contestant must have the bus parked and sound the horn within the three minute limit.

**Backing in:** The contestant will be permitted to back up twice before demerits are charged.

**Pulling out:** The contestant will be permitted to back up twice before demerits are charged.

PARALLEL PARKING (CONT'D.)

SCORING: Scoring will be based on the method in which the driver enters and exits a stall.

|             |  |
|-------------|--|
| 50 Demerits | Failure to park the bus and sound the horn within the three (3) minute time limit. |
| 50 Demerits | Bus touching front or rear barrier at any time.                                    |

SCORING FOR BACKING IN:

|             |  |
|-------------|--|
| 5 Demerits  | For each instance of backing more than twice (not to exceed 25 demerits) |
| 50 Demerits | First instance of touching curb with the tire.                           |

SCORING FOR SIX UNMARKED ZONES PARALLEL TO CURB:

|        |                      |             |
|--------|----------------------|-------------|
| Zone 1 | 0" to 3" from curb   | 0 Demerits  |
| Zone 2 | 3" to 6" from curb   | 3 Demerits  |
| Zone 3 | 6" to 9" from curb   | 6 Demerits  |
| Zone 4 | 9" to 12" from curb  | 9 Demerits  |
| Zone 5 | 12" to 15" from curb | 12 Demerits |
| Zone 6 | 15" to 18" from curb | 15 Demerits |
|        | Over 18" from curb   | 50 Demerits |

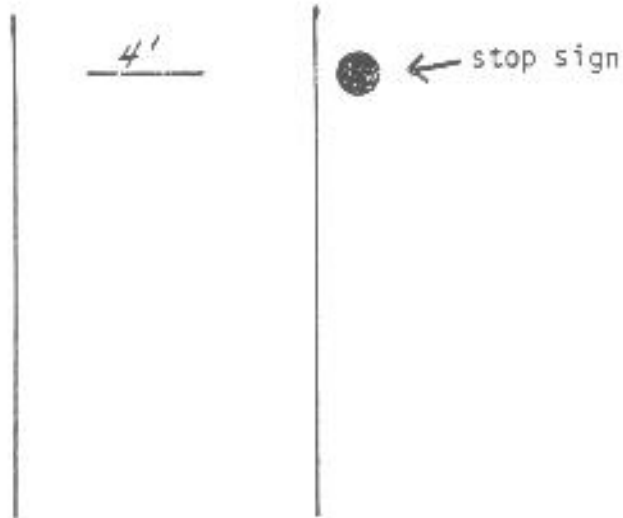
SCORING FOR PULLING OUT:

|             |  |
|-------------|--|
| 5 Demerits  | Each instance of backing more than twice (not to exceed 25 demerits) |
| 50 Demerits | First instance of touching the curb with the tire                    |
| 50 Demerits | Failure to use directional signal                                    |
| 10 Demerits | Failure to cancel directional signal                                 |

### XII. STOP LINE

#### EQUIPMENT:

- 2" tape (4' long)
- 1 stop sign
- 2 36" cones (optional)



MAXIMUM SCORE - 25 POINTS

PURPOSE OF TEST: This test is designed to determine the contestant's depth perception, the ability to use cross view mirrors and the ability to bring the bus to a smooth and complete stop.

INSTRUCTION: A stop line, 4 feet long will be established. The contestant will be expected to bring the bus to a complete stop as close to the stop line as possible. Only one stop should be made. Demerits will be given for more than one stop. Contestant will sound horn when ready to be judged. Measurement will be made from center of front bumper.

SUMMARY OF POSSIBLE POINTS PER EVENT:

|  |            |
|--|------------|
| I. Written Examination                   | 100 Points |
| II. Physical & Verbal Vehicle Inspection | 75 Points  |
| III. Back Up                             | 50 Points  |
| IV. Diminishing Clearance                | 50 Points  |
| V. Right Turn                            | 50 Points  |
| VI. Straight Line                        | 50 Points  |
| VII. Serpentine                          | 50 Points  |
| VIII. Offset Alley                       | 50 Points  |
| IX. Railroad Crossing                    | 50 Points  |
| X. Curb Line                             | 25 Points  |
| XI. Parallel Parking                     | 50 Points  |
| XII. Stop Line                           | 25 Points  |
| <hr/>                                    |            |
| TOTAL POSSIBLE POINTS (STATE)            | 625 Points |
| (DISTRICT)                               | 450 Points |

Events I and II will be used in the State Road-E-O Competition only.

Events III through XII will be the only events used in District Competition.

Local Road-E-O Committees may use all twelve events (as in the State competition), the last nine events (as in District competition), or any other combination of their choosing.

II. PHYSICAL AND VERBAL VEHICLE INSPECTION

SCORE SHEET

CONTESTANT NUMBER \_\_\_\_\_ MAXIMUM SCORE 75 Points

TOTAL DEMERITS \_\_\_\_\_

SCORE EARNED \_\_\_\_\_

FIVE MIN, WILL BE ALLOWED TO LOCATE THE FIVE DEFECTS:

DEFECTS LOCATED:

1. \_\_\_\_\_

2. \_\_\_\_\_

3. \_\_\_\_\_

4. \_\_\_\_\_

5. \_\_\_\_\_

Number of defects not located \_\_\_\_\_ x 14 points \_\_\_\_\_

Failure to use systematic procedure during  
inspection (5 demerits) \_\_\_\_\_

ENTER TOTAL DEMERITS HERE BUT DO NOT ENTER MORE  
THAN 75 \_\_\_\_\_

OFFICIAL SCOREKEEPER: \_\_\_\_\_

III. BACK-UP

SCORE SHEET

CONTESTANT NUMBER \_\_\_\_\_ MAXIMUM SCORE 50 POINTS

TOTAL DEMERITS \_\_\_\_\_

SCORE EARNED \_\_\_\_\_

Tire touches wheel limitation cone  
(on left as approaching) (-50) \_\_\_\_\_

Bus touches front upright standard  
(each occurrence) (-10) \_\_\_\_\_

Tire touches stall side guide (-10) \_\_\_\_\_

More than one back-up (-5 each) \_\_\_\_\_

Bus extends into rear barrier (-50) \_\_\_\_\_

Driver failed to sound horn (- 5) \_\_\_\_\_

If parked more than one inch off center  
line, at rear, deduct for each inch or  
fraction thereof over one inch (- 2) \_\_\_\_\_

If parked more than one foot from rear  
barrier cone; deduct for each six inch  
interval or fraction thereof over that  
foot (- 5) \_\_\_\_\_

Open door (- 5) \_\_\_\_\_

ENTER TOTAL OF ALL DEMERITS HERE, BUT DO NOT  
ENTER MORE THAN 50 \_\_\_\_\_  
\_\_\_\_\_

OFFICIAL SCOREKEEPER: \_\_\_\_\_

IV. DIMINISHING CLEARANCE

SCORE SHEET

CONTESTANT NUMBER \_\_\_\_\_ MAXIMUM SCORE 50 Points \_\_\_\_\_

TOTAL DEMERITS \_\_\_\_\_

SCORE EARNED \_\_\_\_\_

Check each instance of stopping forward motion of bus

(2) (2) (2) (2) (2)  
(Not more than 10 demerits) \_\_\_\_\_

Check each instance of bus touching marker or standard

(10) (10) (10) (10) (10)  
(Not more than 50 demerits) \_\_\_\_\_

Driver opens door at improper time, each occurrence  
5 demerits \_\_\_\_\_

ENTER TOTAL OF ALL DEMERITS HERE, BUT DO NOT ENTER  
MORE THAN 50 \_\_\_\_\_

OFFICIAL SCOREKEEPER: \_\_\_\_\_

V. RIGHT TURN

SCORE SHEET

CONTESTANT NUMBER \_\_\_\_\_ MAXIMUM SCORE 50 Points

TOTAL DEMERITS \_\_\_\_\_

SCORE EARNED \_\_\_\_\_

- |   |             |       |
|---|-------------|-------|
| 1. Use of right turn signal             | 15 DEMERITS | _____ |
| 2. Demerit Zone # 1 -10 -20 -30 -40 -50 | DEMERITS    | _____ |
| 3. Striking Curb                        | 50 DEMERITS | _____ |
| 4. Demerit Zone # 2 -10 -20 -30 -40 -50 | DEMERITS    | _____ |
| 5. Each stop 10 demerits                | DEMERITS    | _____ |

ENTER TOTAL OF ALL DEMERITS, BUT NOT MORE THAN 50 \_\_\_\_\_

OFFICIAL SCOREKEEPER: \_\_\_\_\_

OPTIONAL RIGHT TURN

SCORE SHEET

CONTESTANT NUMBER \_\_\_\_\_ MAXIMUM SCORE 30 Points

TOTAL DEMERITS \_\_\_\_\_

SCORE EARNED \_\_\_\_\_

- |  |             |       |
|--|-------------|-------|
| 1. Use of right signal                 | 15 DEMERITS | _____ |
| 2. Failure to check traffic            | 15 DEMERITS | _____ |
| 3. Over center line of street or cones |             |       |
| Approaching Street                     | 20 DEMERITS | _____ |
| Cross Street                           | 10 DEMERITS | _____ |
| 4. Hits parked car pylon or curb       | 35 DEMERITS | _____ |
| 5. Each vehicle stop (more than 1)     | 10 DEMERITS | _____ |

ENTER TOTAL OF ALL DEMERITS BUT NOT MORE THAN 50 \_\_\_\_\_

OFFICIAL SCOREKEEPER: \_\_\_\_\_

VI. STRAIGHT LINE

SCORE SHEET

CONTESTANT NUMBER \_\_\_\_\_ MAXIMUM SCORE 50 Points

TOTAL DEMERITS \_\_\_\_\_

SCORE EARNED \_\_\_\_\_

Check each instance of stopping forward motion of bus

(2) (2) (2) (2) (2)  
(Not more than 10 demerits) \_\_\_\_\_

Check each instance where bus touches or knocks ball off

(5) (5) (5) (5) (5) (5) (5) (5) (5) (5)  
(Not more than 50 points) \_\_\_\_\_

Drives to either side of pair of balls

(10) (10) (10) (10) (10)  
(Not more than 50 points) \_\_\_\_\_

Does not complete problem or fails to follow instructions (50 demerits) \_\_\_\_\_

ENTER TOTAL OF ALL DEMERITS HERE, BUT DO NOT ENTER MORE THAN 50 \_\_\_\_\_

OFFICIAL SCOREKEEPER: \_\_\_\_\_

VII. SERPENTINE  
SCORE SHEET

CONTESTANT NUMBER \_\_\_\_\_ MAXIMUM SCORE 50 Points  
TOTAL DEMERITS \_\_\_\_\_  
SCORE EARNED \_\_\_\_\_

Check each instance of stopping during problem  
(5) (5) (Not more than 10 points) \_\_\_\_\_

Check each instance of bus touching marker  
(10) (10) (10) (10) (10)  
(Not more than 50 demerits) \_\_\_\_\_

Driver opens door at improper time, each occurrence  
(5 demerits) \_\_\_\_\_

Does not complete problem (skip a cone) or follow  
instructions (50 demerits) \_\_\_\_\_

ENTER TOTAL OF ALL DEMERITS HERE, BUT DO NOT ENTER MORE  
THAN 50 \_\_\_\_\_

OFFICIAL SCOREKEEPER: \_\_\_\_\_

VIII. OFFSET ALLEY

SCORE SHEET

CONTESTANT NUMBER \_\_\_\_\_ MAXIMUM SCORE 50 Points

TOTAL DEMERITS \_\_\_\_\_

SCORE EARNED \_\_\_\_\_

Check each instance of stopping forward motion of bus and charge 8 demerits for each instance.

(8) (8) (Not more than 16 demerits) \_\_\_\_\_

The following demerits will be charged for each instance of touching the barrier tips:

1st Instance (12 demerits) \_\_\_\_\_

2nd Instance (12 demerits) \_\_\_\_\_

3rd Instance (12 demerits) \_\_\_\_\_

4th Instance (12 demerits) \_\_\_\_\_

Driver Touches Barrier (not Tips) (50 demerits) \_\_\_\_\_

Check each instance of driver opening door  
(5 demerits each) \_\_\_\_\_

Driver Backs Up Bus (50 demerits) \_\_\_\_\_

ENTER TOTAL OF ALL DEMERITS HERE, BUT DO NOT  
ENTER MORE THAN 50

\_\_\_\_\_  
\_\_\_\_\_

OFFICIAL SCOREKEEPER: \_\_\_\_\_

IX. RAILROAD CROSSING

SCORE SHEET

CONTESTANT NUMBER \_\_\_\_\_ MAXIMUM SCORE 50 Points

TOTAL DEMERITS \_\_\_\_\_

SCORE EARNED \_\_\_\_\_

Failure to stop more than 15 feet and less than 50 feet from the nearest rail (25 demerits) \_\_\_\_\_

Failure to open door, windows or shut off equipment (15 demerits) \_\_\_\_\_

Failure to check track in both directions (25 demerits) \_\_\_\_\_

Failure to keep bus in low gear while crossing tracks (10 demerits) \_\_\_\_\_

Improper use of bus flashers or other signals (25 demerits) \_\_\_\_\_

ENTER TOTAL OF ALL DEMERITS HERE, BUT DO NOT ENTER MORE THAN 50 \_\_\_\_\_

OFFICIAL SCOREKEEPER: \_\_\_\_\_

X. Curb Line

SCORE SHEET

CONTESTANT NUMBER \_\_\_\_\_ MAXIMUM SCORE 25 Points

TOTAL DEMERITS \_\_\_\_\_

SCORE EARNED \_\_\_\_\_

Failure to use right turn signal (5 demerits) \_\_\_\_\_

Hitting curb or end barriers (25 demerits) \_\_\_\_\_

Driver Failed to Sound Horn (5 demerits) \_\_\_\_\_

Each increment over 6" (rear dual) x (5 demerits) \_\_\_\_\_

Backing up (25 demerits) \_\_\_\_\_

Failure to use left turn signal (5 demerits) \_\_\_\_\_

ENTER TOTAL OF ALL DEMERITS HERE, BUT DO NOT  
ENTER MORE THAN 25 \_\_\_\_\_  
\_\_\_\_\_

OFFICIAL SCOREKEEPER: \_\_\_\_\_

PARALLEL PARKING  
SCORE SHEET

XI. CONTESTANT NUMBER: \_\_\_\_\_

Maximum Score: 50 points

Event Judge Signature \_\_\_\_\_ Demerits: \_\_\_\_\_

Score Earned: \_\_\_\_\_

**DEMERITS**

**Entering Parking Zone**

Check each instance of backing the bus and charge 5 demerits for each instance.

Over 2 (0) (0) (5) (10) (15) (20) (25) (not to exceed 25 demerits) \_\_\_\_\_

Bus touches any barrier (50 demerits) \_\_\_\_\_

Tire touches the curb line (50 demerits) \_\_\_\_\_

**Parking Zone:**

Bus parked in Zone 1 (0" to 3") (00 demerits) \_\_\_\_\_

Bus parked in Zone 2 (3" to 6") (03 demerits) \_\_\_\_\_

Bus parked in Zone 3 (6" to 9") (06 demerits) \_\_\_\_\_

Bus parked in Zone 4 (9" to 12") (09 demerits) \_\_\_\_\_

Bus parked in Zone 5 (12" to 15") (12 demerits) \_\_\_\_\_

Bus parked in Zone 6 (15" to 18") (15 demerits) \_\_\_\_\_

Bus parked beyond 6 (over 18") (50 demerits) \_\_\_\_\_

**Exiting Parking Zone**

Check each instance of backing the bus and charge 5 demerits for each instance

over 2. (0) (0) (5) (10) (15) (20) (25) (not to exceed 25 demerits) \_\_\_\_\_

Bus touches any barrier (50 demerits) \_\_\_\_\_

Tire touches the curb line (50 demerits) \_\_\_\_\_

**Failure to:**

Park the bus and sound horn within time limit (50 demerits) \_\_\_\_\_

Drive with the headlights on (50 demerits) \_\_\_\_\_

Wear seat belt (50 demerits) \_\_\_\_\_

Keep the door closed during the event (50 demerits) \_\_\_\_\_

Activate directional signal (50 demerits) \_\_\_\_\_

Cancel directional signal (10 demerits) \_\_\_\_\_

XII. STOP LINE

SCORE SHEET

CONTESTANT NUMBER \_\_\_\_\_ MAXIMUM SCORE 25 Points  
TOTAL DEMERITS \_\_\_\_\_  
SCORE EARNED \_\_\_\_\_

Check each instance of bus being brought to a stop more than once

(5) (5) (5) (5) (5)  
(Not more than 25 demerits) \_\_\_\_\_

Bus brought to final stop over stop line (25 demerits) \_\_\_\_\_

Driver Failed to Sound Horn (5 demerits) \_\_\_\_\_

Check for each 2 inches bus is stopped over tolerance (3 demerits per each 2 inches)

| STOP LINE    | 2 inches by 4 feet long |       |
|--------------|-------------------------|-------|
| 0-2" _____   | 0 demerits              | _____ |
| 3-4" _____   | 3 demerits              | _____ |
| 5-6" _____   | 6 demerits              | _____ |
| 7-8" _____   | 9 demerits              | _____ |
| 9-10" _____  | 12 demerits             | _____ |
| 11-12" _____ | 15 demerits             | _____ |
| 13-14" _____ | 18 demerits             | _____ |
| 15-16" _____ | 21 demerits             | _____ |
| 17-18" _____ | 24 demerits             | _____ |
| 19-20" _____ | 25 demerits             | _____ |

Driver opens door at improper time - each (5 demerits) occurrence \_\_\_\_\_

ENTER TOTAL OF ALL DEMERITS HERE, BUT DO NOT ENTER MORE THAN 25 \_\_\_\_\_

OFFICIAL SCOREKEEPER: \_\_\_\_\_

ENTRY FORM - DISTRICT SCHOOL BUS ROAD-E-O

NAME OF CONTESTANT \_\_\_\_\_ PHONE \_\_\_\_\_

DRIVER LICENSE NO. \_\_\_\_\_ SOCIAL SECURITY NO. \_\_\_\_\_

HOME ADDRESS \_\_\_\_\_  
(STREET) (CITY) (STATE) (ZIP CODE)

NAME OF SCHOOL SYSTEM \_\_\_\_\_ PHONE \_\_\_\_\_

ADDRESS OF SCHOOL SYSTEM \_\_\_\_\_  
(STREET) (CITY) (STATE) (ZIP CODE)

I HEREBY AGREE TO THE FOLLOWING TERMS AND CONDITIONS:

1. Both as to myself and my heirs and personal representatives, I release the District and State Road-e-o's, its Planning Committee and any affiliates thereof from any liability and any right of action that might arise from any damage or injury which I may receive from attending or participating in said Road-e-o's.
2. The District and State Road-e-o's or its' assigns shall have the right to use any articles or photographs taken of me at or in connection with the Road-e-o's for whatever purpose, whether in advertising, promotion or exhibits.
3. I shall be bound by all orders, rules and regulations governing the District and State Road-e-o's.
4. I hereby certify that I have not had a chargeable accident during entire school year.
5. I hereby certify and affirm that I have been a regular school bus driver or regular substitute driver during entire school year and I transport students to and from school daily on a regularly scheduled route.
6. In the event I am a first or second place winner at the State Road-E-O, I hereby agree to compete in the International Competition except in the event of an extreme emergency.

SIGNATURE OF APPLICANT \_\_\_\_\_ DATE \_\_\_\_\_

PLEASE FILL OUT COMPLETELY AND HAVE READY TO HAND IN WHEN YOU ARRIVE AT THE ROADEO SITE.

BIOGRAPHICAL INFORMATION SHEET  
FOR  
DISTRICT SCHOOL BUS ROAD-E-O

TO ALL ROAD-E-O ENTRANTS:

PLEASE ANSWER THE FOLLOWING QUESTIONS.  
THIS BRIEF BIOGRAPHIC INFORMATION IS  
NEEDED FOR POSSIBLE PRESS RELEASE.

FOR OFFICIAL USE ONLY:

CONTESTANT NO. \_\_\_\_\_  
DISTRICT NO. \_\_\_\_\_

NAME \_\_\_\_\_ SCHOOL SYSTEM \_\_\_\_\_

HOME ADDRESS \_\_\_\_\_  
(Street) (City) (State) (Zip Code)

MALE \_\_\_\_\_ FEMALE \_\_\_\_\_ SOCIAL SECURITY NO. \_\_\_\_\_ PHONE NO. \_\_\_\_\_

DATE OF BIRTH \_\_\_\_\_ PLACE OF BIRTH \_\_\_\_\_ AGE \_\_\_\_\_

SINGLE \_\_\_\_\_ MARRIED \_\_\_\_\_ NO. OF YEARS MARRIED \_\_\_\_\_ NO. OF CHILDREN \_\_\_\_\_

HOBBIES \_\_\_\_\_

NO. OF YEARS DRIVING SCHOOL BUS \_\_\_\_\_

NO. OF YEARS SINCE LAST SCHOOL BUS ACCIDENT \_\_\_\_\_

DESCRIPTION OF BUS DRIVEN THIS PAST SCHOOL YEAR:


MAKE \_\_\_\_\_ BODY \_\_\_\_\_ YEAR \_\_\_\_\_ CAPACITY \_\_\_\_\_

LIST ROAD-E-OS COMPETED IN BEFORE THIS ONE: (Please indicate if 1st, 2nd or 3rd  
place was won.)

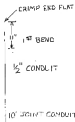
NAME & ADDRESS OF LOCAL NEWSPAPER \_\_\_\_\_

NAME & ADDRESS OF LOCAL RADIO STATION \_\_\_\_\_





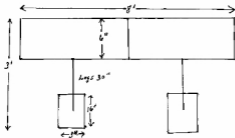
Improved  
Skills /  
Improved  
Performance

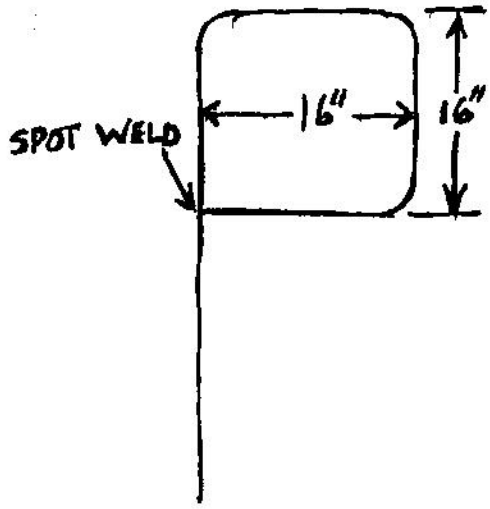
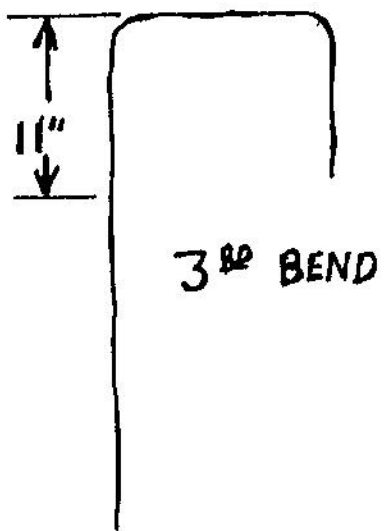
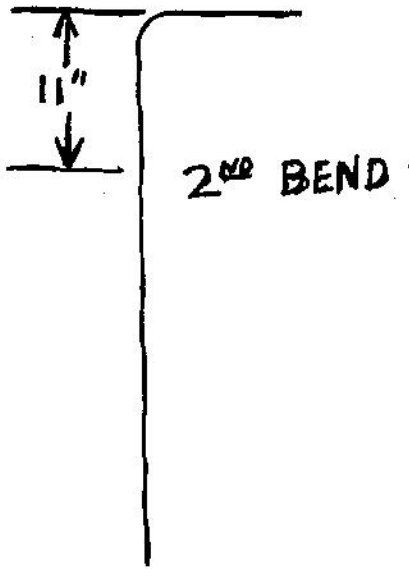
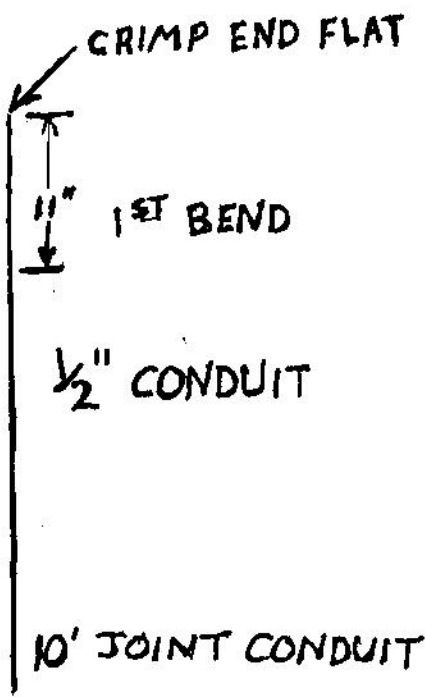


TOTAL HEIGHT INCLUDING STAND: 40" - 42"

STAND - BRAKE ROTOR - 5/8" 36" BOLT WELDED IN CENTER

$\frac{1}{2}$ " STEEL TUBING  
(FEET)  $\frac{1}{4}$ " FLAT STEEL





TOTAL HEIGHT INCLUDING STAND- 40"-42"  
 STAND - BRAKE ROTOR - 5/8 X 6" BOLT WELDED IN CENTER



Driving Simulator

"TRAINING"

—WHERE THE ROAD NEVER ENDS—

